

FUJIFILM

DIGITAL CAMERA

X-T3

New Features Guide

Version 2.10




Features added or changed as a result of firmware updates may no longer match the descriptions in the documentation supplied with this product. Visit our website for information on the updates available for different products:

http://www.fujifilm.com/support/digital_cameras/software/fw_table.html

Contents

X-T3 firmware version 2.10 adds or updates the features listed below. For information on earlier versions, visit the following website.

<http://fujifilm-dsc.com/en/manual/>

No.	Description	X-T3 	See 	Ver.
1	The chosen value is now displayed when a color temperature is selected for white balance.	10, 12	1, 2	2.00
2	The camera now displays a “charging” icon when powered via USB or by the AC-9VS AC adapter supplied with the VG-XT3 vertical battery grip.	10, 12	1, 2	2.00
3	The  MOVIE SETTING > F-Log RECORDING item in the shooting menu has been renamed F-Log/HLG RECORDING .	149	3	2.00
4	Movies over 4 GB in size are now recorded to a single file.	176, 261, 295	4	2.10

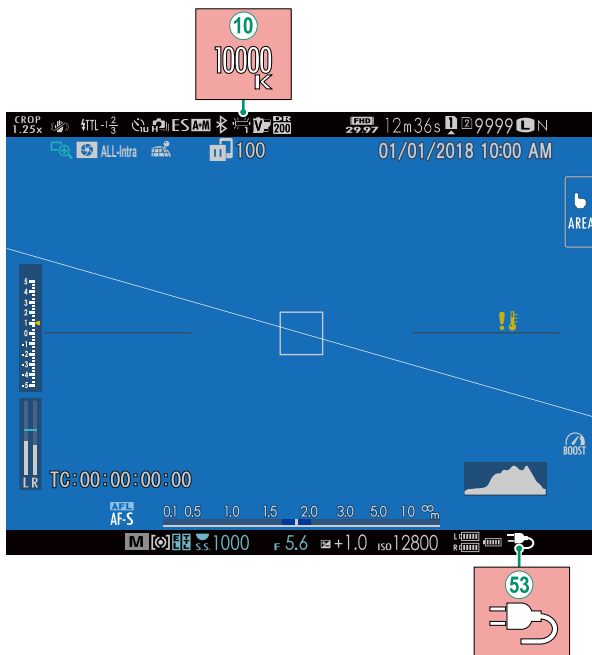
Changes and Additions


Changes and additions are as follows.

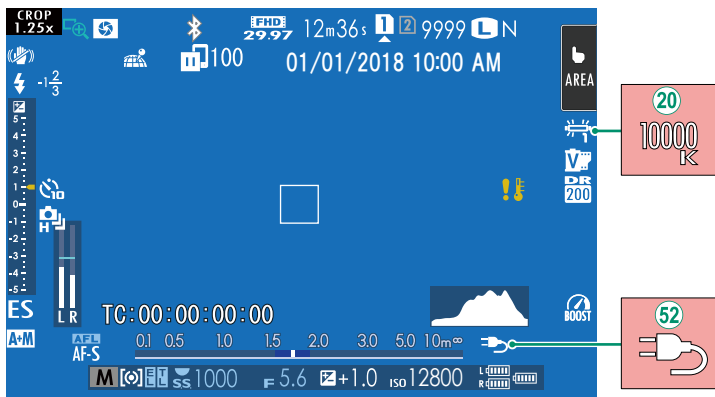
X-T3 Owner's Manual:  10

Ver. 2.00

The Electronic Viewfinder

















- ⑩ When a color temperature is selected for white balance (*X-T3 Owner's Manual*  108), the chosen value now appears in the display.
- ⑤③ The camera now displays a “charging” icon when powered via USB or by the AC-9VS AC adapter supplied with the VG-XT3 vertical battery grip.
















- ②0 When a color temperature is selected for white balance (*X-T3 Owner's Manual* 108), the chosen value now appears in the display.
- ⑤2 The camera now displays a “charging” icon when powered via USB or by the AC-9VS AC adapter supplied with the VG-XT3 vertical battery grip.

F-Log/HLG RECORDING


Choose the destination for F-Log and HLG (Hybrid Log-Gamma) movies shot while the camera is connected to an HDMI device.

Option	Description
   	The footage is processed using film simulation and both saved to the memory card and output to the HDMI device.
 F-Log  F-Log	The footage is recorded to the memory card and output to the HDMI device in F-Log format.
   F-Log	The footage is output to the HDMI device in F-Log format but saved to the memory card with film simulation applied.
 F-Log  	The footage is recorded to the memory card in F-Log format but output to the HDMI device with film simulation applied.
 HLG  HLG	The footage is recorded to the memory card and output to the HDMI device in HLG format.

-  • F-Log offers a gentle gamma curve with a wide gamut suitable for further processing post-production. Sensitivity is restricted to values between ISO 640 and ISO 12800.
- The **HLG** (Hybrid Log-Gamma) recording format conforms to the international ITU-R BT2100 standard. When viewed on HLG-compatible displays, high-quality HLG footage faithfully captures high-contrast scenes and vivid colors. Sensitivity is restricted to values between ISO 1000 and ISO 12800. HLG recording is available when **H.265 (HEVC)** is selected for  **MOVIE SETTING** > **H.265 (HEVC)/H.264** in the shooting menu.
- Film simulation () footage is recorded using the option selected for  **MOVIE SETTING** >  **FILM SIMULATION** in the shooting menu.
- Footage shot with    **F-Log** or  **F-Log**   cannot be recorded to the memory card and output to the HDMI at different frame sizes (4K, Full HD). In addition, the following  **MOVIE SETTING** options are unavailable:
 - **MOVIE MODE** frame rate options of **59.94P** and **50P**
 - **FULL HD HIGH SPEED REC**
 -  **INTERFRAME NR**
 - **HDMI OUTPUT INFO DISPLAY**

X-T3 Owner's Manual: 176 COPY

Ver. 2.10

-  • Copying ends when the destination is full.
- If you attempt to copy a file over 4 GB in size to a memory card with a capacity of 32 GB or less, copying will end and the file will not be copied.

X-T3 Owner's Manual: 261 Mac OS X/macOS


Ver. 2.10

Pictures can be copied to your computer using Image Capture (supplied with your computer) or other software.

-  Use a card reader to copy files over 4 GB in size.

X-T3 Owner's Manual: 295 Memory Card Capacity

Ver. 2.10

-  If the memory card has a capacity of over 32 GB, movies will be recorded in single files, regardless of size. If the card has a capacity of 32 GB or less, movies over 4 GB in size will be recorded uninterrupted across multiple files.

MEMO

FUJIFILM

FUJIFILM Corporation

7-3, AKASAKA 9-CHOME, MINATO-KU, TOKYO 107-0052, JAPAN

http://www.fujifilm.com/products/digital_cameras/index.html

