


































**IRIS M-AIR**  
**BALIOS M**







|   |                                |    |
|---|--------------------------------|----|
|  | Preparation                    | 10 |
|  | Using the brake                | 16 |
|  | Folding and unfolding          | 17 |
|  | Using the bumper bar           | 20 |
|  | Using the harness system       | 21 |
|  | Using the XXL sun canopy       | 25 |
|  | Adjusting the seating position | 26 |








|   |   |    |
|---|---|----|
|  | Adjusting the footrest                      | 28 |
|  | Adjusting the handle bar                    | 29 |
|  | Removing the wheels                         | 30 |
|  | Using the swivel locks                      | 31 |
|  | Attaching the infant car seat and carry cot | 32 |
|  | Removing the seat cover                     | 35 |

|   |                                 |    |
|---|---------------------------------|----|
|  | Vorbereitung                    | 10 |
|  | Benutzung der Bremse            | 16 |
|  | Zusammen- und Auseinanderfalten | 17 |
|  | Verwendung des Schutzbügels     | 20 |
|  | Verwendung des Gurtsystems      | 21 |
|  | Verwendung des XXL Sonnendachs  | 25 |
|  | Einstellen der Sitzposition     | 26 |







|   |  |    |
|---|--|----|
|  | Einstellen der Fußstütze                               | 28 |
|  | Einstellung des Schiebebügels                          | 29 |
|  | Entfernen der Räder                                    | 30 |
|  | Arretieren der Vorderräder                             | 31 |
|  | Anbringung der Babyschale und des Kinderwagenaufsatzes | 32 |
|  | Abnehmen des Sitzbezuges                               | 35 |

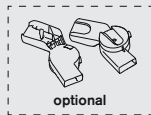
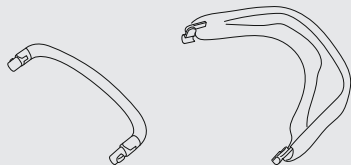
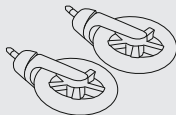
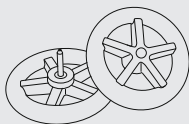
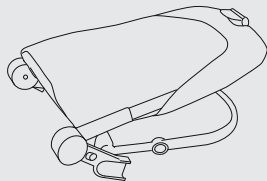
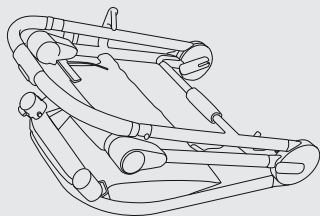
|   |                                      |    |
|---|--------------------------------------|----|
|  | Préparation                          | 10 |
|  | Utilisation du frein                 | 16 |
|  | Pliage et dépliage                   | 17 |
|  | Utilisation du garde-corps           | 20 |
|  | Utilisation du harnais               | 21 |
|  | Utilisation du canopy parasoleil XXL | 25 |
|  | Réglage de la position d'assise      | 26 |

|   |                                       |    |
|---|---------------------------------------|----|
|  | Réglage du repose-pieds               | 28 |
|  | Réglage du guidon                     | 29 |
|  | Retrait des roues                     | 30 |
|  | Utilisation du verrou de rotation     | 31 |
|  | Fixation de la coque et de la nacelle | 32 |
|  | Retrait de la housse                  | 35 |

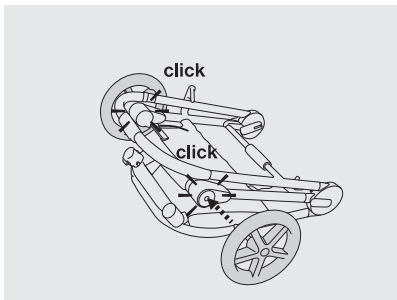
|   |                                   |    |
|---|-----------------------------------|----|
|  | Preparación                       | 10 |
|  | Uso del freno                     | 16 |
|  | Plegado y desplegado              | 17 |
|  | Uso de la barra apoyabrazos       | 20 |
|  | Uso del sistema de arneses        | 21 |
|  | Uso de la capota solar XXL        | 25 |
|  | Ajuste de la posición del asiento | 26 |



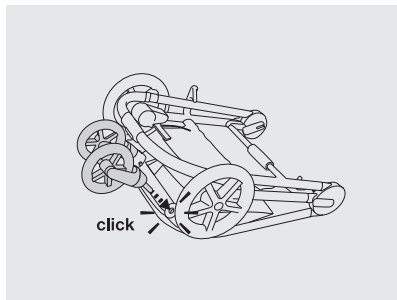
|   |  |    |
|---|--|----|
|  | Réglage du repose-pieds                            | 28 |
|  | Réglage du guidon                                  | 29 |
|  | Extracción de las ruedas                           | 30 |
|  | Uso del bloqueo de dirección                       | 31 |
|  | Colocar la silla de seguridad infantil y el capazo | 32 |
|  | Extracción de la vestidura del asiento             | 35 |



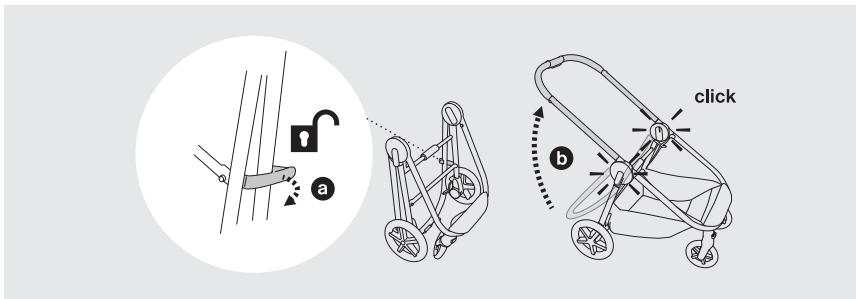
optional



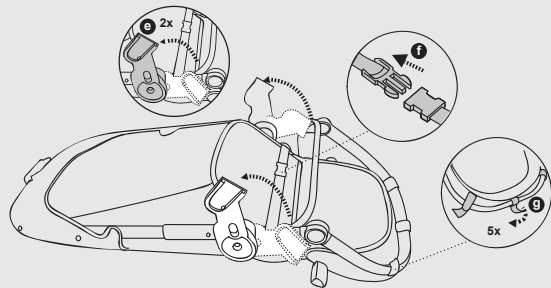
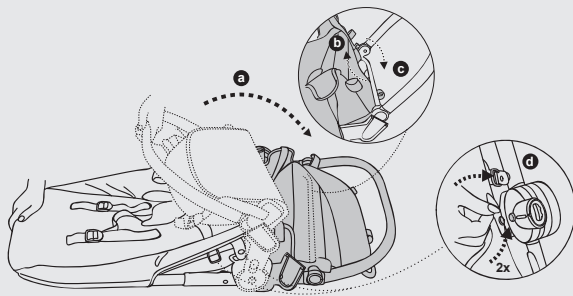
2

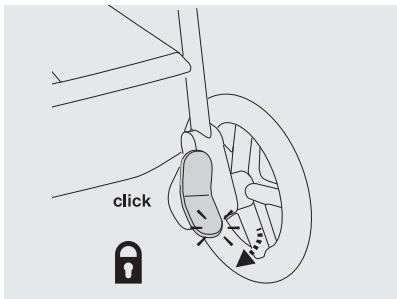


3

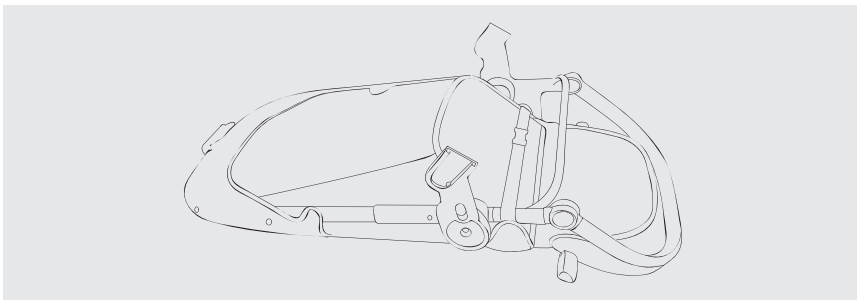


4





6



7



8



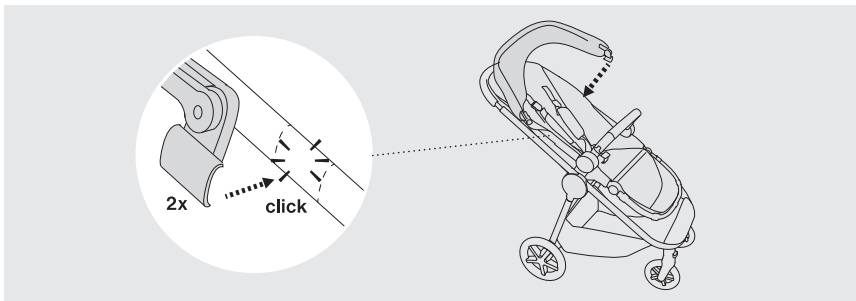
9



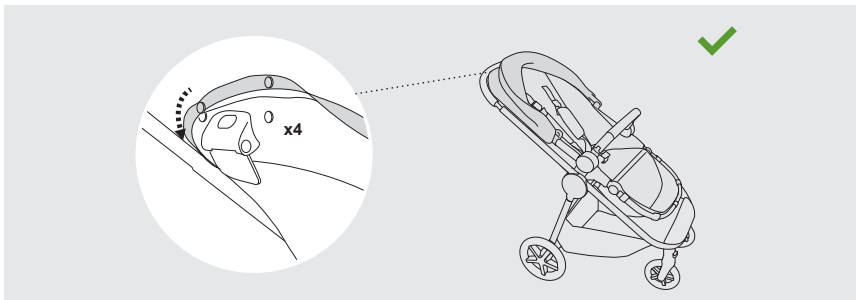
10



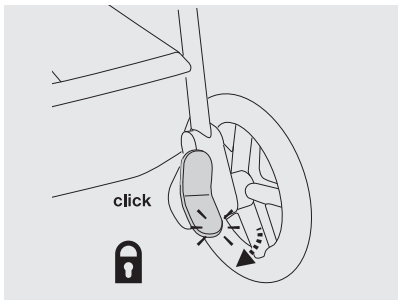
11



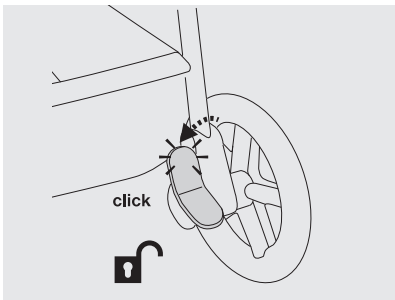
12



13

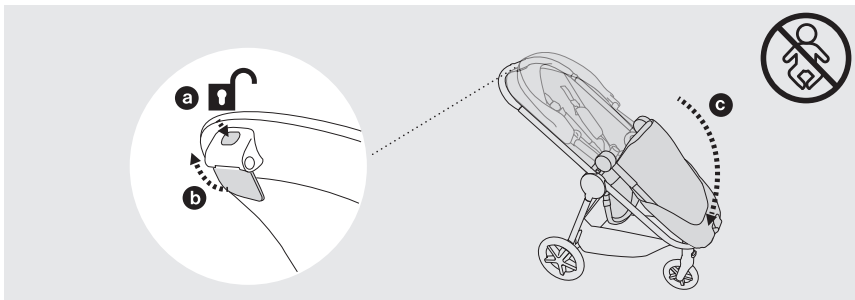
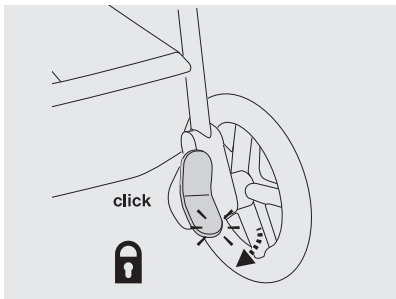


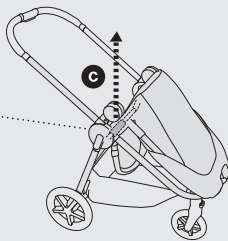
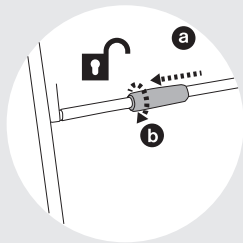
1



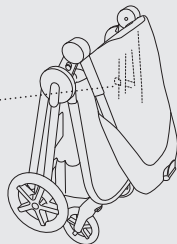
2



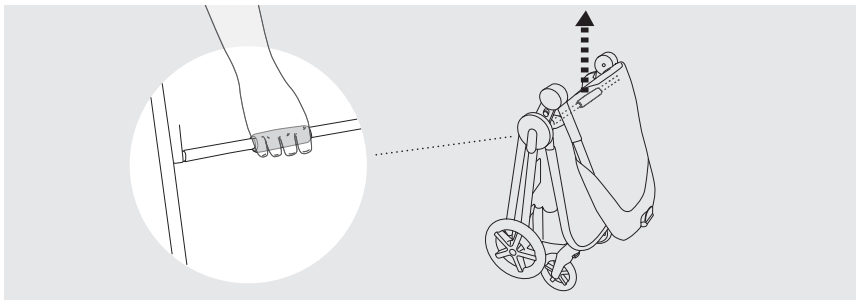




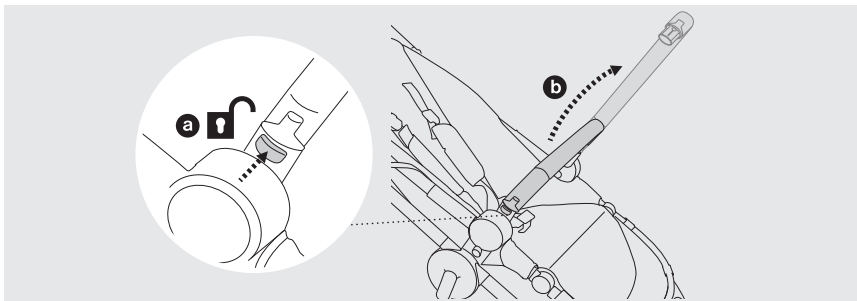
3



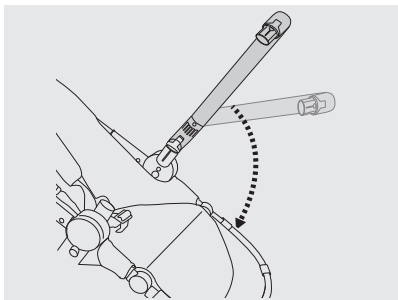
4



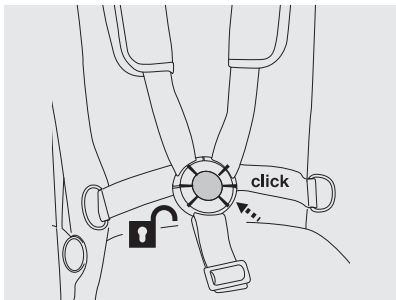
5



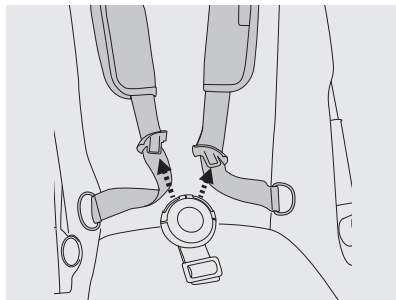
1



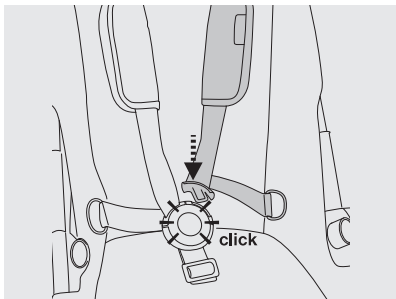
2



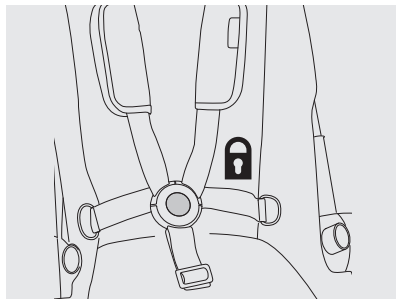
1



2

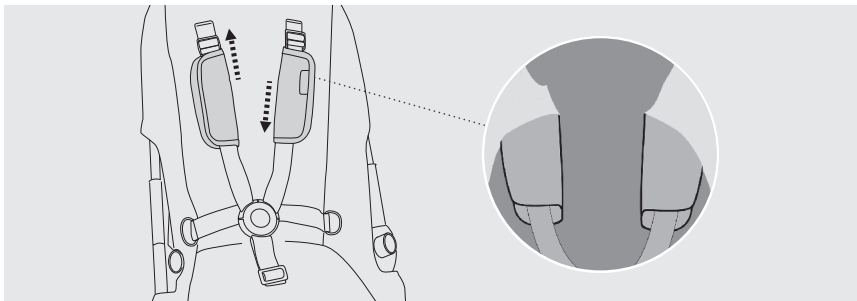


3

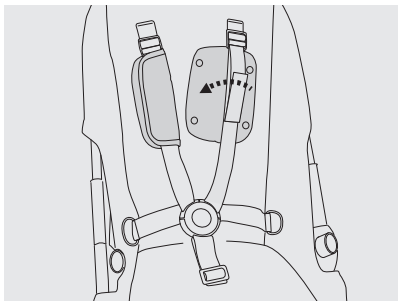


4

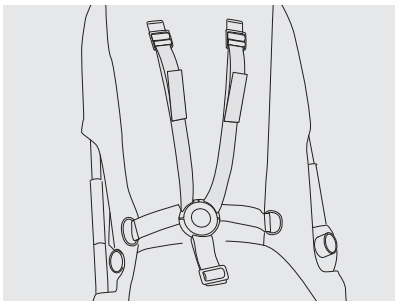




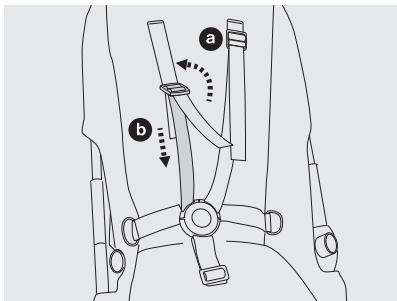
1



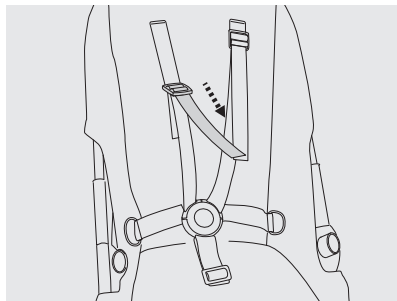
2



3

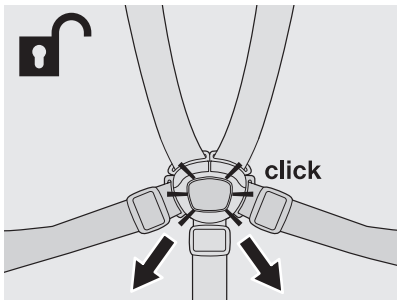


4

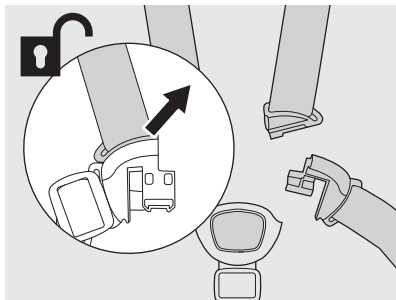


5

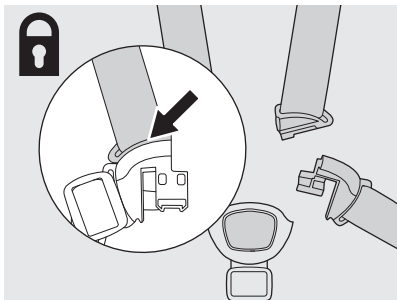




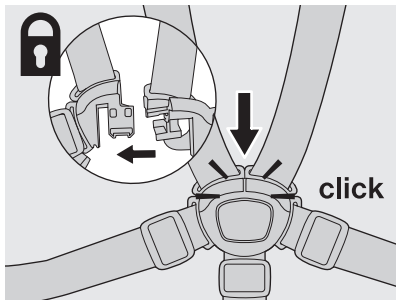
1



2



3

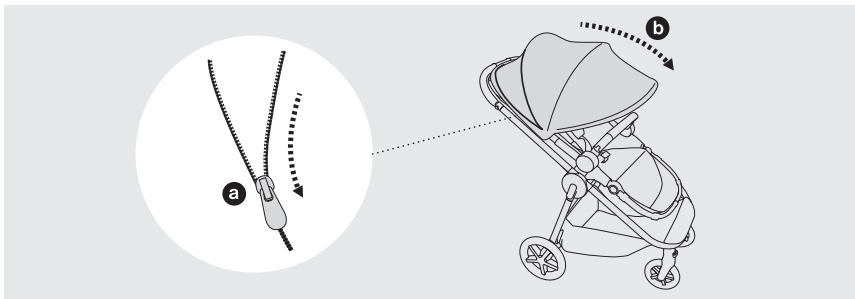


4

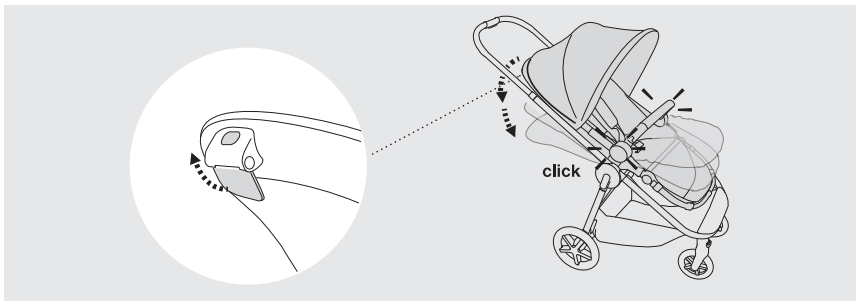




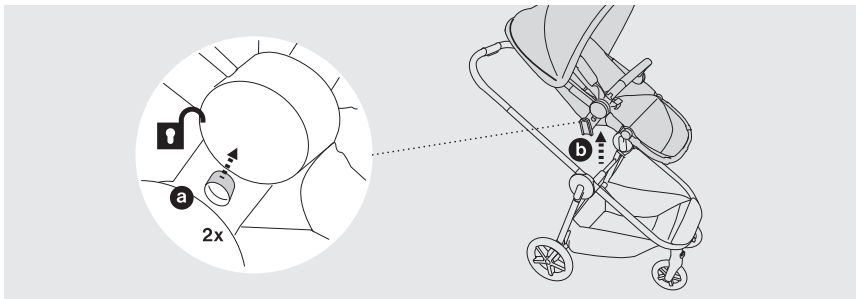
1



2



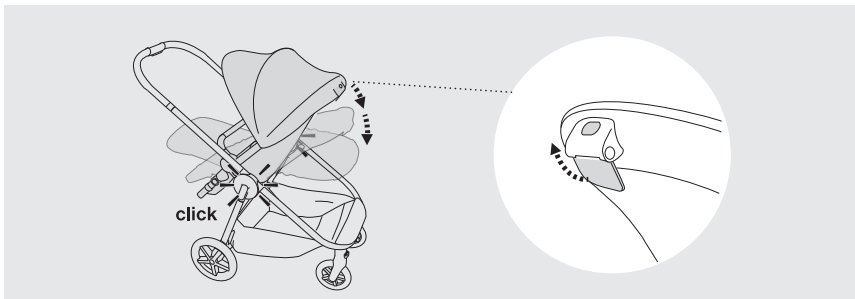
1



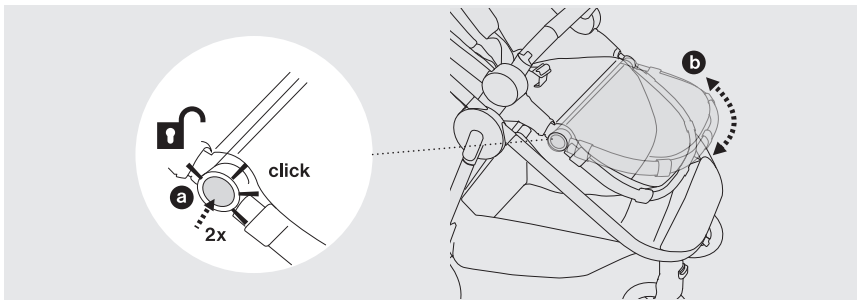
2



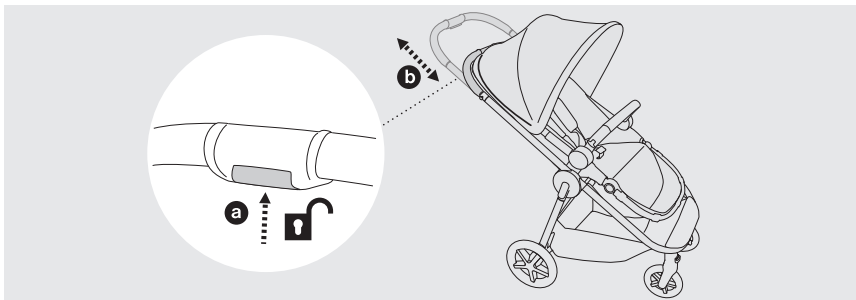
3



4



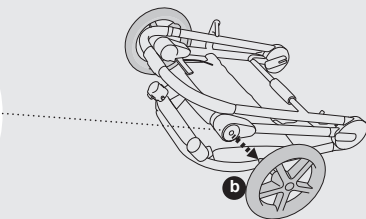
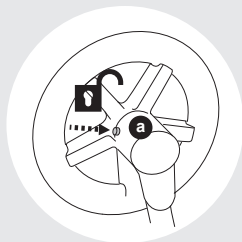
1



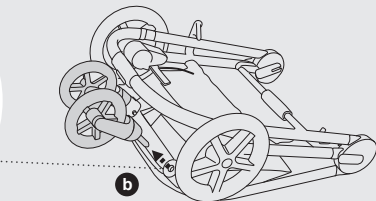
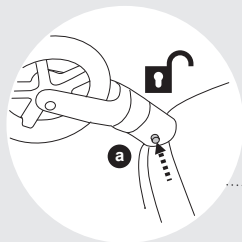
1



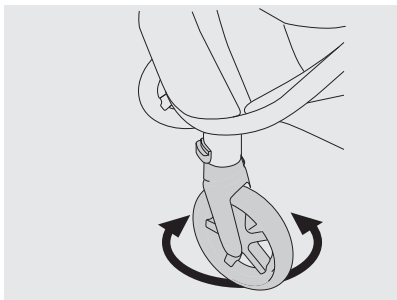
2



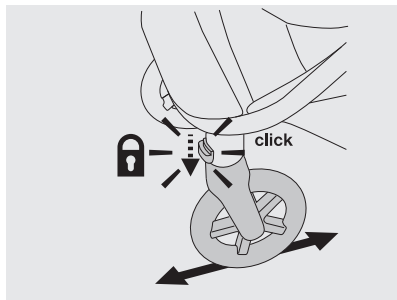
1



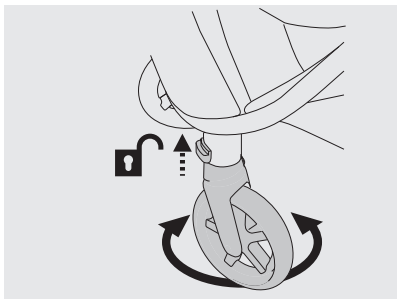
2



1

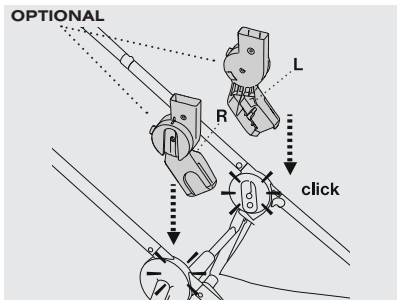


2

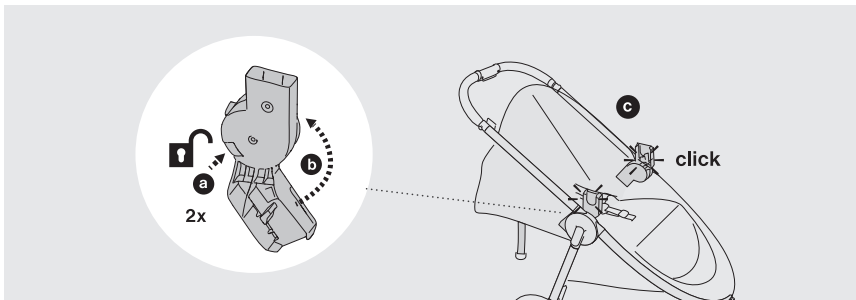


3



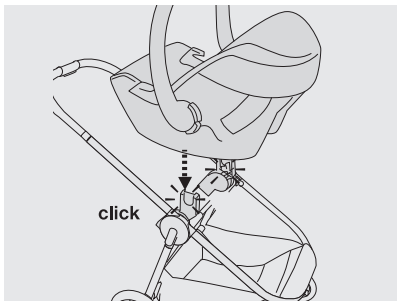


1

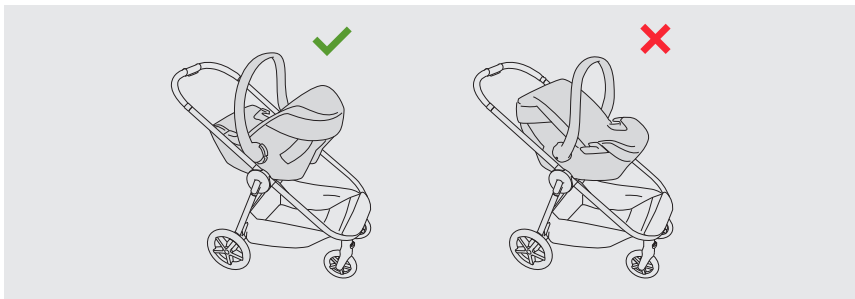


2

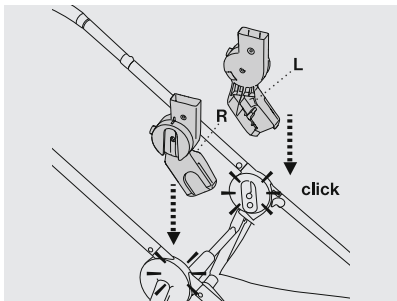




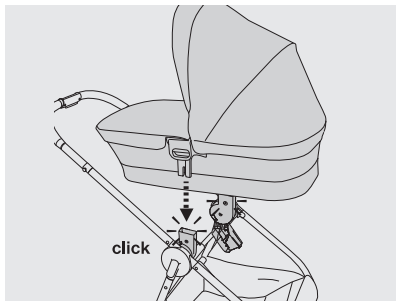
3



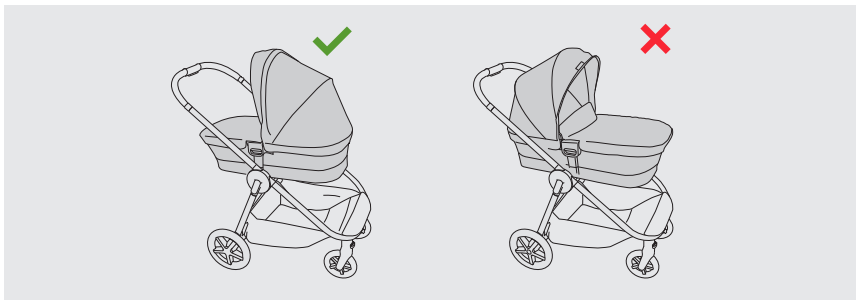
4



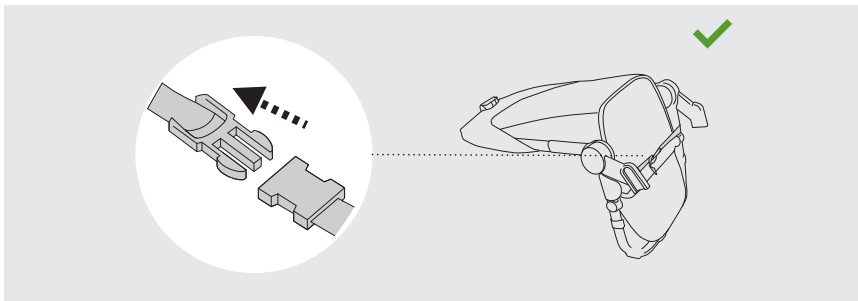
5



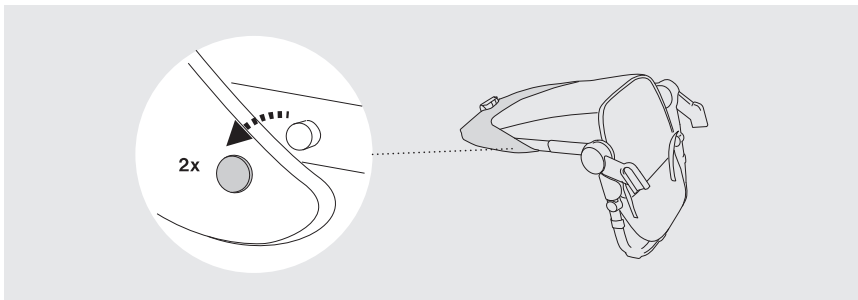
6



7

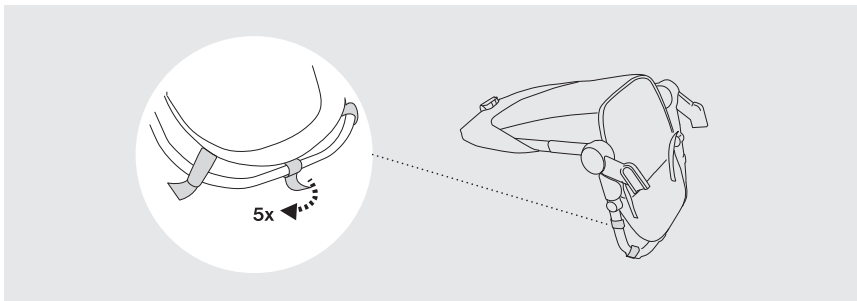


1

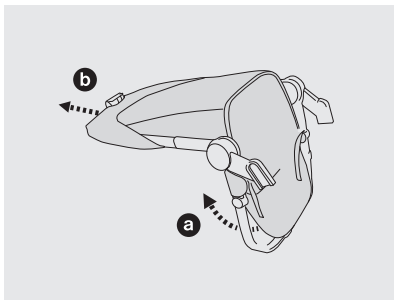


2

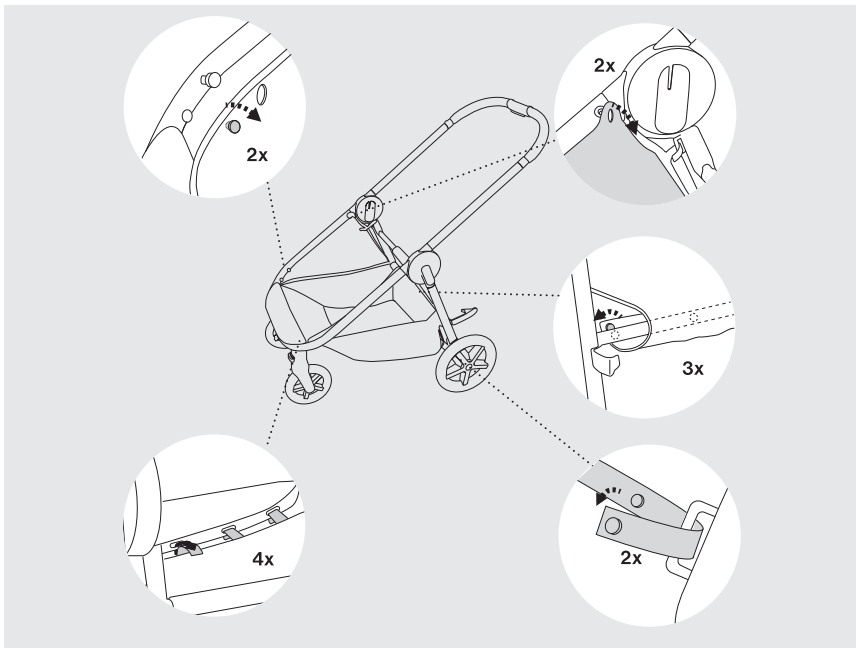




3



4



## CONTACT

### Europe

CYBEX GmbH  
Riedingerstr. 18  
95448 Bayreuth  
Germany  
+49 (0) 921-78 511 - 0  
info@cybex-online.com

### Americas

Columbus Trading-Partners USA Inc.  
560 Harrison Avenue, Suite 500  
Boston, MA 02118, USA  
Customer Service 1-877-242-5676  
orders.us@columbustp.com

### Japan

Cybex Industrial Ltd.  
Room 2001, 20/F  
Two Chinachem Exchange Square  
338 King's Road, North Point, Hong Kong  
+81 30 5456 5225  
info@cybex-japan.com

### Australia

CNP Brands  
20 Calarco Drive, VIC, 3030  
Australia  
Customer Service 1300 667 137  
info@cnpbrands.com.au

### New Zealand

Wainhouse Distribution,  
2-6 Argyle St, Morningside, PO Box 41-014,  
St Lukes, Auckland, New Zealand  
Customer Service 0800 567 5000  
helpline@wainhousedist.co.nz



[www.cybex-online.com](http://www.cybex-online.com)