
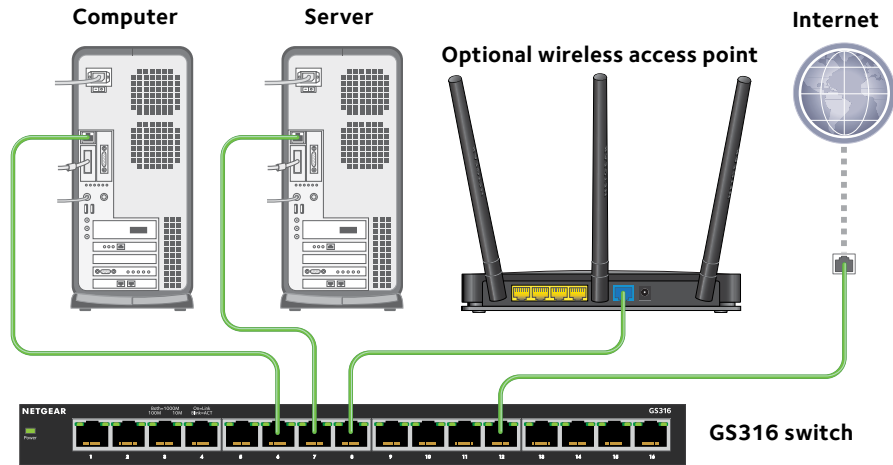


Installation


16-Port Gigabit Ethernet Unmanaged Switch GS316



Step 1. Connect the equipment.



Step 2. Connect to power.



Step 3. Check the status.



Power LED

- On
- Off

Port LEDs

- ● 1000 Mbps link (both LEDs)
- 100 Mbps link (left LED)
- 10 Mbps link (right LED)
- Activity (blinking)
- No link (off)

Specifications

Specification	Description
Network interface	RJ-45 connector for 10BASE-T, 100BASE-TX, or 1000BASE-T
Network cable	Category 5 (Cat 5) or better Ethernet cable
Ports	16
Power	12V/1.0A DC input
Power consumption	8.4W
Weight	0.84 kg (1.86 lb)
Dimensions (W x D x H)	286 x 101 x 26 mm (11.3 x 4.0 x 1.0 in.)
Operating temperature	0°–40°C (32°–104°F)
Operating humidity	10%–90% relative humidity, noncondensing

Support

Thank you for purchasing this NETGEAR product. You can visit www.netgear.com/support to register your product, get help, access the latest downloads and user manuals, and join our community. We recommend that you use only official NETGEAR support resources.

For the current EU Declaration of Conformity, visit http://support.netgear.com/app/answers/detail/a_id/11621/.

For regulatory compliance information, visit <http://www.netgear.com/about/regulatory/>.

See the regulatory compliance document before connecting the power supply.



201-19731-01

November 2015

NETGEAR, Inc.
350 East Plumeria Drive
San Jose, CA 95134, USA

© NETGEAR, Inc., NETGEAR and the NETGEAR Logo are trademarks of NETGEAR, Inc. Any non-NETGEAR trademarks are used for reference purposes only.