



Air Conditioning Technical Data

Floor standing unit



EEDEN14-100

FVXS-F

TABLE OF CONTENTS

FVXS-F



















1	Features	2
2	Specifications	3
	Technical Specifications	3
	Electrical Specifications	4
3	Options	5
4	Dimensional drawings	6
5	Centre of gravity	7
6	Piping diagrams	8
7	Wiring diagrams	9
	Wiring Diagrams - Single Phase	9
8	Sound data	10
	Sound Pressure Spectrum - Cooling	10
	Sound Pressure Spectrum - Heating	11

1 Features

- Its low height enables the unit to fit perfectly beneath a window
- Can be installed against a wall or recessed
- Vertical auto swing moves the discharge flaps up and down for efficient air and temperature distribution throughout the room
- Online controller (optional): control your indoor unit from any location via smartphone, laptop, pc, tablet or touch screen
- Weekly timer can be set to start heating or cooling anytime on a daily or weekly basis
- Whisper quiet operation: down to 23dBA sound pressure level

1



- | | | | | | | | | |
|---|---|---|---|---|---|---|---|---|
|  |  |  |  |  |  |  |  |  |
| Econo mode | Night set mode | Fan only | Powerful mode | Auto cooling-heating changeover | Whisper quiet | Indoor unit silent operation | Vertical auto swing | Auto fan speed |
|  |  |  |  |  |  |  |  |  |
| Fan speed steps | Dry programme | Titanium apatite photocatalytic air purification filter | Weekly timer | Infrared remote control | Auto-restart | Self diagnosis | Multi model application | VRV for residential application |

2 Specifications

2-1 Technical Specifications				FVXS25F	FVXS35F	FVXS50F	
Power input - 50Hz	Cooling	Nom.	kW	0.015		0.027	
	Heating	Nom.	kW	0.017		0.034	
Casing	Colour			White			
Dimensions	Unit	Height/Width/Depth	mm	600/700/210			
	Packed unit	Height/Width/Depth	mm	696/786/286			
Weight	Unit		kg	14			
	Packed unit		kg	18			
Heat exchanger	Length		mm	510			
	Rows	Quantity		2			
	Fin pitch		mm	1.2			
	Stages	Quantity		22			
	Tube type			ø6.35 Hi-XU			
	Fin	Type		Multi slit fin			
Fan	Type			Turbo fan			
	Quantity			-	1		
	Air flow rate	Cooling	High	m ³ /min	8.2	8.5	10.7
				cfm	290	-	-
			Nom.	m ³ /min	8.2	8.5	10.7
				cfm	290	-	-
			Low	m ³ /min	4.8	4.9	7.8
				cfm	169	-	-
		Silent operation	m ³ /min	4.1	4.5	6.6	
			cfm	145	-	-	
		Heating	High	m ³ /min	8.8	9.4	11.8
				cfm	311	-	-
			Nom.	m ³ /min	6.9	7.3	10.1
				cfm	244	-	-
	Low		m ³ /min	5.0	5.2	8.5	
			cfm	177	-	-	
Silent operation	m ³ /min	4.4	4.7	7.1			
	cfm	155	-	-			
Fan motor	Quantity			-	1		
	Model			D48D-28			
	Speed	Steps		5 + silent, + auto		5	
		Cooling	High/ Medium/Low/Silent operation	rpm	640/520/400/360	650/530/410/380	800/700/600/520
	Heating		High/ Medium/Low/Silent operation	rpm	680/550/420/380	700/560/420/390	850/740/630/540
		Output	High	W	48		
Sound power level	Cooling		dBA	52		60	
	Heating		dBA	52		60	
Sound pressure level	Cooling	High/Nom./Low/Silent operation	dBA	38/32/26/23	39/33/27/24	44/40/36/32	
	Heating	Super high/High/Nom./Low/Silent operation	dBA	-/38/32/26/23	-/39/33/27/24	-/45/40/36/32	
Refrigerant	Type			R-410A			

2 Specifications

2

2-1 Technical Specifications			FVXS25F	FVXS35F	FVXS50F
Piping connections	Liquid	OD	6.35		
	Gas	OD	9.5	9.52	12.7
	Drain		20		
	Heat insulation		Both liquid and gas pipes		
Temperature control			Microcomputer control		
Air direction control			Right, Left, Horizontal, Downward		
Air filter	Type		Removable / washable / mildew proof		

Standard Accessories : Wireless remote control; Quantity : 1;

Standard Accessories : Air purification filter; Quantity : 2;

Standard Accessories : Batteries; Quantity : 2;

Standard Accessories : Remote control holder; Quantity : 1;

Standard Accessories : Thermal insulation tape; Quantity : 2;

Standard Accessories : Installation manual; Quantity : 1;

Standard Accessories : Drain hose; Quantity : 1;

Standard Accessories : Operation manual; Quantity : 1;

Standard Accessories : Air supply filter; Quantity : 1;

2-2 Electrical Specifications				FVXS25F	FVXS35F	FVXS50F
Power supply	Name			V1		
	Phase			1~		
	Frequency	Hz		50		
	Voltage	V		220-240		
Current	Nominal running current (RLA) - 50Hz	Cooling	A	0.14 / 0.13 / 0.12		0.17
		Heating	A	0.15 / 0.14 / 0.13		0.19
Current - 50Hz	Zmax	List		-	No requirements	
	Maximum running current	A		-	0.20	
Wiring connections - 50Hz	For power supply	Quantity		-	3	
		Remark		3 for power supply, 4 for interunit wiring (Earth wire included)		4 for interunit wiring (earth wire included)

Notes

(1) 220V

(2) 230V

(3) 240V

(4) When connected with multi-system outdoor unit, refer to the specifications of the multi outdoor unit to be connected.

3 Options

3 - 1 Options

FVXS-F

Indoor Units - Control systems

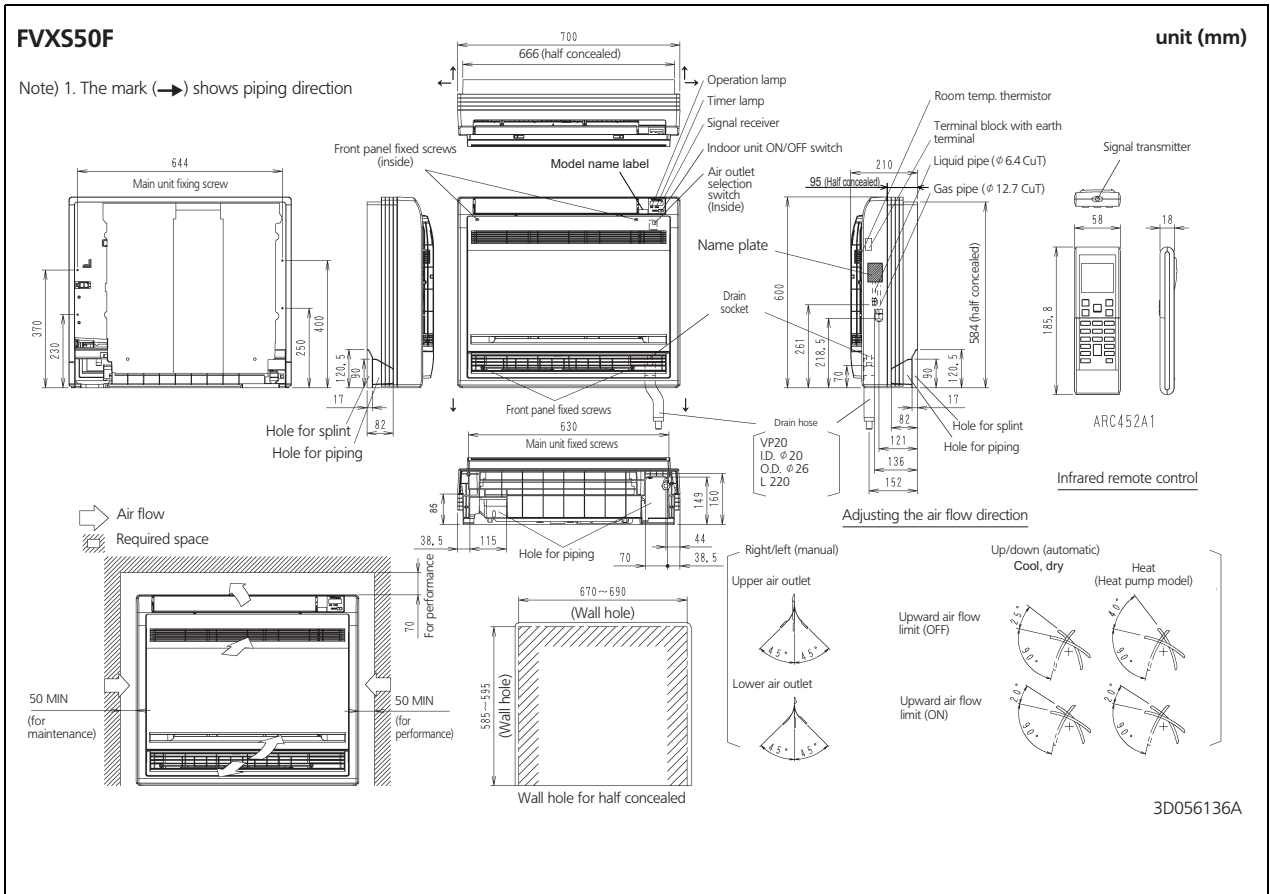
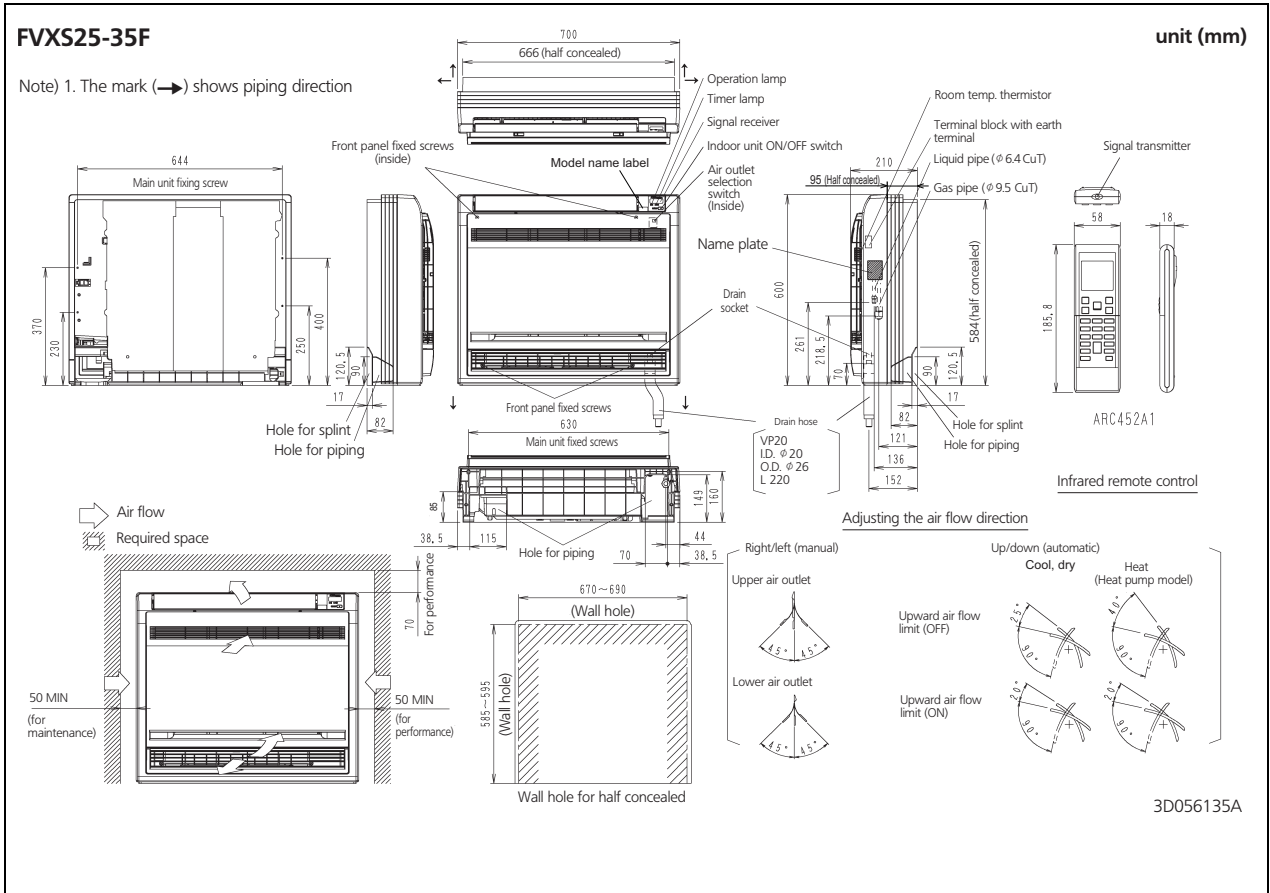
	FVXS25F	FVXS35F	FVXS50F
Wiring adapter normal open contact / normal open pulse contact		KBP413A1S (1)	
Centralised control board	Up to 5 rooms	KRC72 (2)	
Central remote controller		DCS302C51	
Unified ON/OFF control		DCS301B51	
Schedule timer		DS1301B51	
Interface adapter for DIII-net		KRP928A2S	
Online controller		KKRP01A	
External mounting kit for online controller		KKRP01A	
Wifi power cable for online controller		KKRP01A	
Touch LCD wall controller (3)		KBRC01A	
Simple wall controller (3)		KBRC01A	
KNX gateway		KLIC-DD	

(1) Wiring adapter supplied by Daikin. Time clock and other devices: to be purchased locally.
 (2) Wiring adapter is also required for each indoor unit.
 (3) Can only be used in combination with online controller KKRP01A.

4 Dimensional drawings

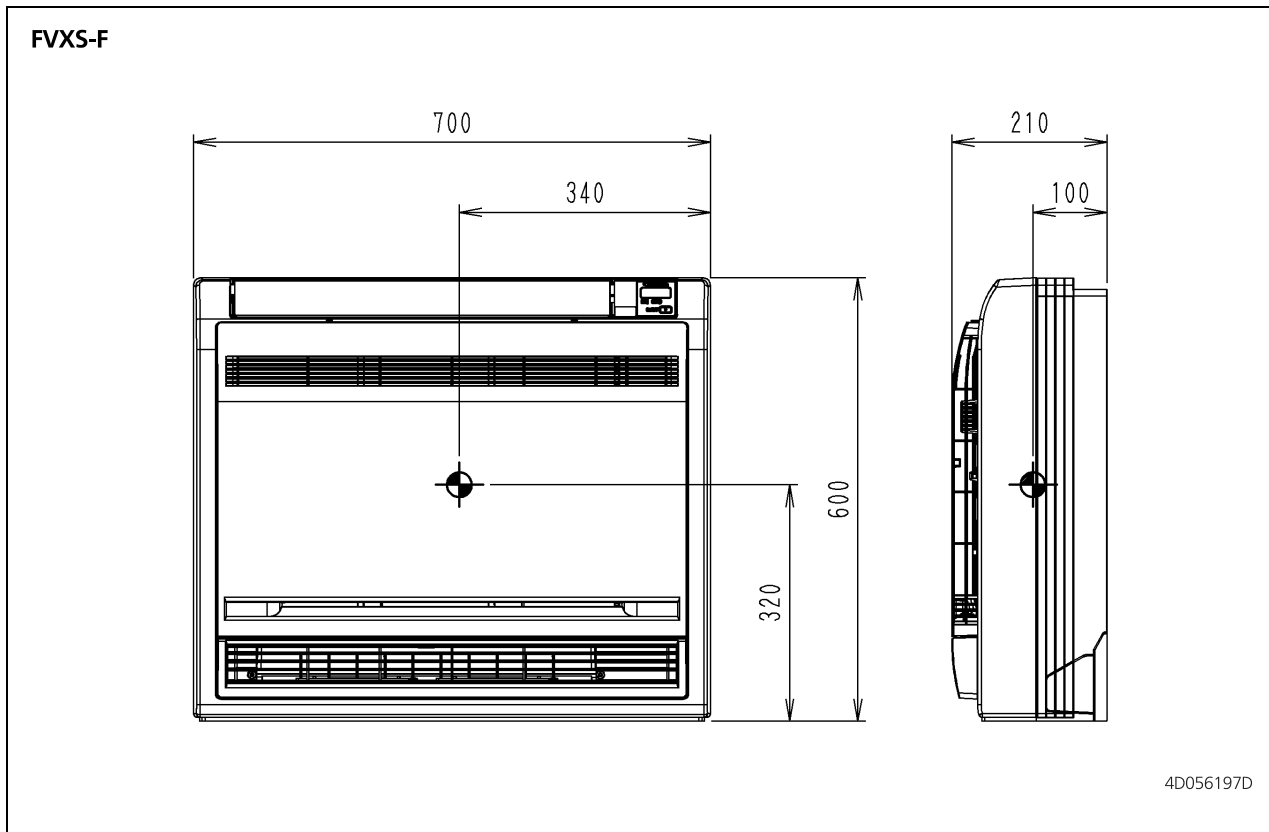
4 - 1 Dimensional Drawings

4



5 Centre of gravity

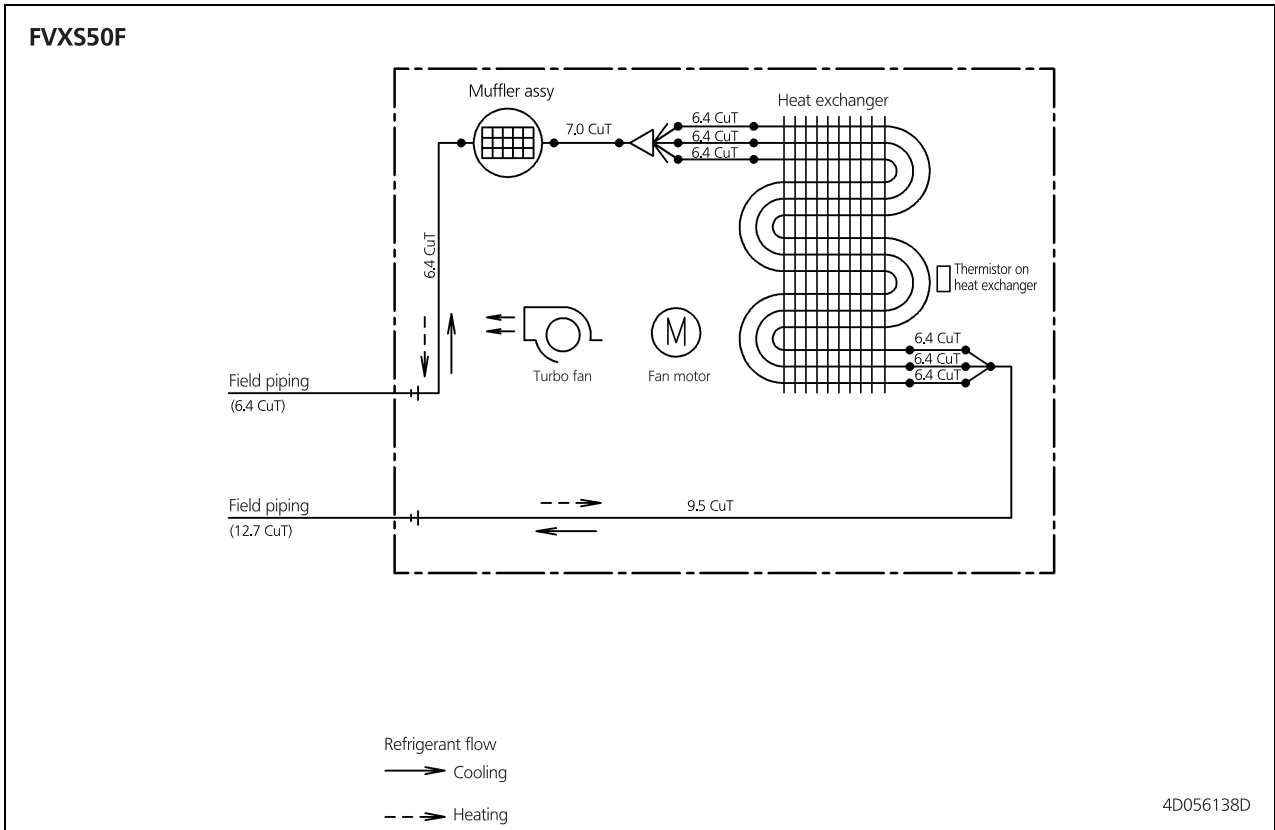
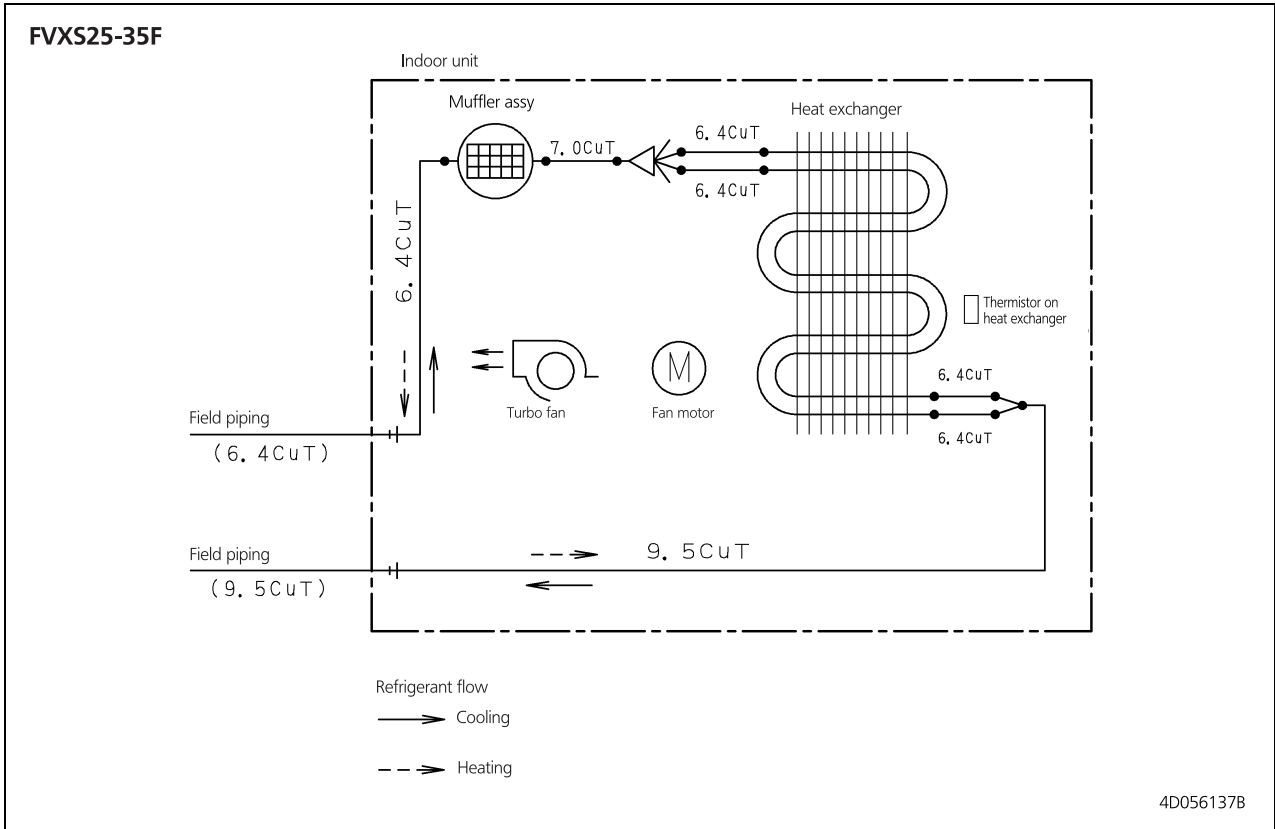
5 - 1 Centre of Gravity



6 Piping diagrams

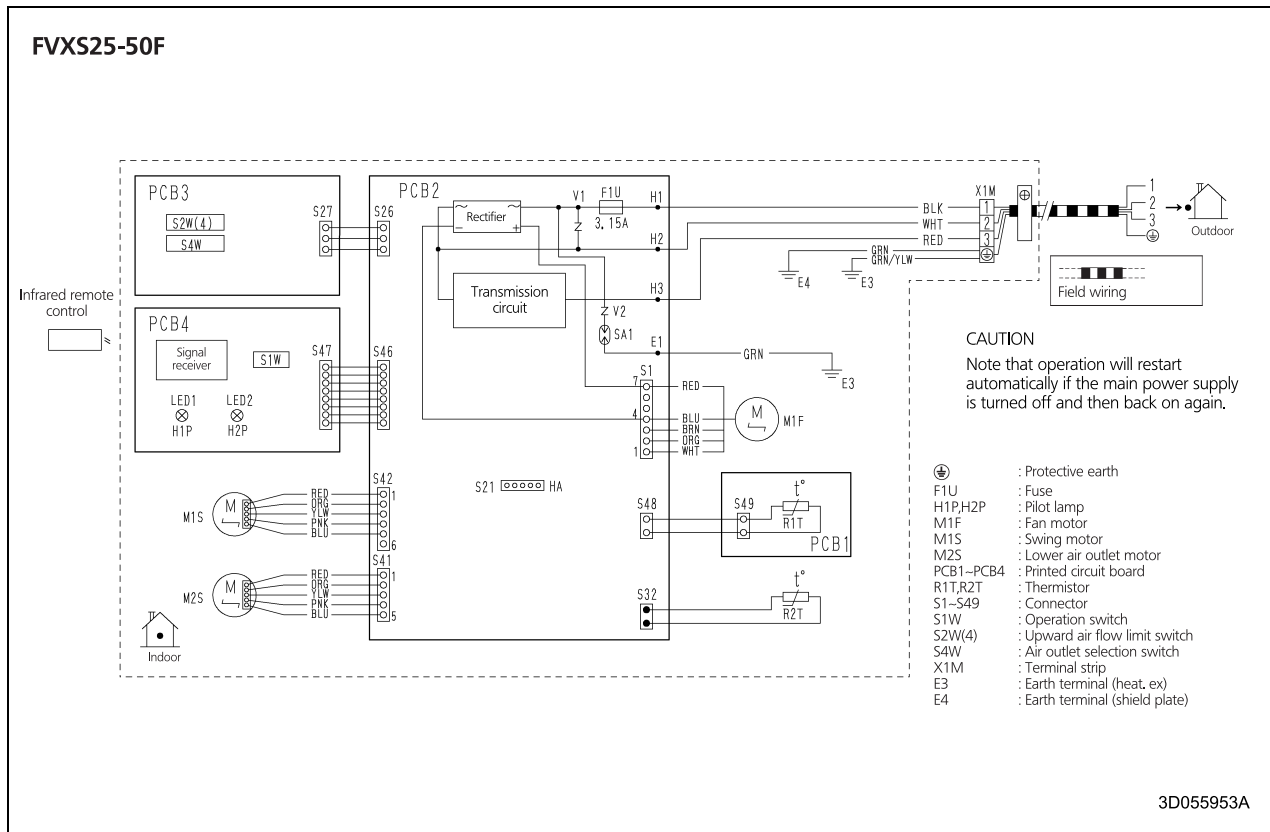
6 - 1 Piping Diagrams

6



7 Wiring diagrams

7 - 1 Wiring Diagrams - Single Phase

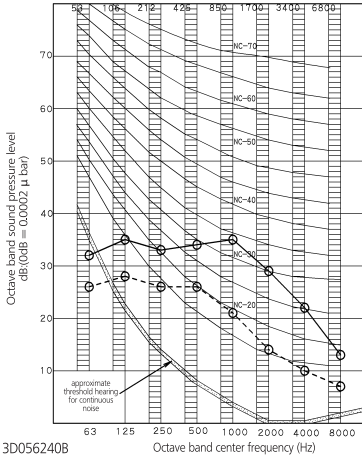


8 Sound data

8 - 1 Sound Pressure Spectrum - Cooling

8

FVXS25F (Cooling)



3D056240B

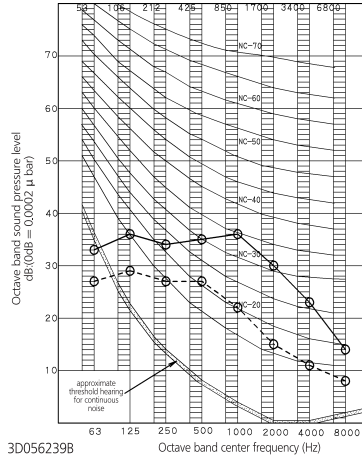
NOTES

- Overall (dB): (B,G,N is already rectified)
- Measuring place: Measured in an anechoic room
- Operation noise differs with operation and ambient conditions.
- Operating conditions: Power source 220-240V, 50Hz
Standard external static pressure
○—○ 50Hz 220-240v (H) ○---○ 50Hz 220-240v (L)
- Location of microphone, JISC9612
The operation noise measuring method is in accordance with JISC9612

Scale	50Hz 230V(H)	50Hz 230V(L)
A	38	26



FVXS35F (Cooling)



3D056239B

NOTES

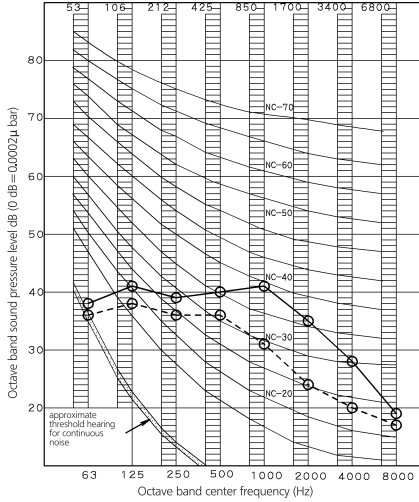
- Overall (dB): (B,G,N is already rectified)
- Measuring place: Measured in an anechoic room
- Operation noise differs with operation and ambient conditions.
- Operating conditions: Power source 220-240V, 50Hz
Standard external static pressure
○—○ 50Hz 220-240v (H) ○---○ 50Hz 220-240v (L)
- Location of microphone, JISC9612
The operation noise measuring method is in accordance with JISC9612

Scale	50Hz 230V(H)	50Hz 230V(L)
A	39	27



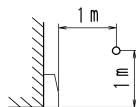
FVXS50F

COOLING



NOTES

- Overall (dB):
Scale: 50Hz 230V (H) 44, 50Hz 230V (L) 36
A
- (B,G,N is already rectified)
- Measuring place: Measure in anechoic room
- Operation noise differs with operation and ambient conditions.
- Operating conditions: Power source 220-240V 50Hz
JIS Standard
- Standard external static pressure
○—○ 50Hz 220-240v (H)
○---○ 50Hz 220-240v (L)
Cooling
- Location of microphone, JISC9612
The operation noise measuring method is in accordance with JISC9612

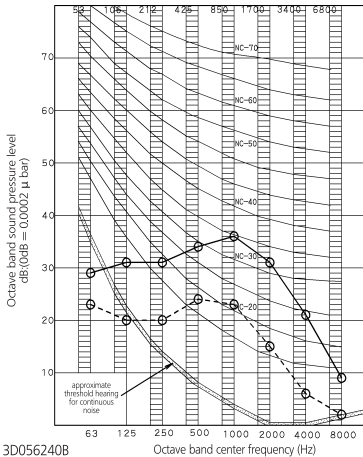


3D056238C

8 Sound data

8 - 2 Sound Pressure Spectrum - Heating

FVXS25F (Heating)



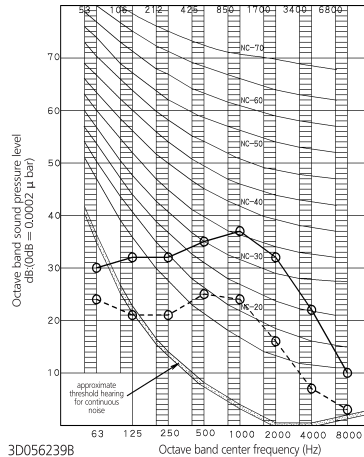
3D056240B

NOTES

- Overall (dB): (B,G,N is already rectified)
- Measuring place: Measured in an anechoic room
- Operation noise differs with operation and ambient conditions.
- Operating conditions: Power source 220-240V, 50Hz
Standard external static pressure
○—○ 50Hz 220-240v (H) ○—○ 50Hz 220-240V (L)
- Location of microphone.
JISC9612
The operation noise measuring method is in accordance with JISC9612

Scale	50Hz 230V(H)	50Hz 230V(L)
A	38	26

FVXS35F (Heating)



3D056239B

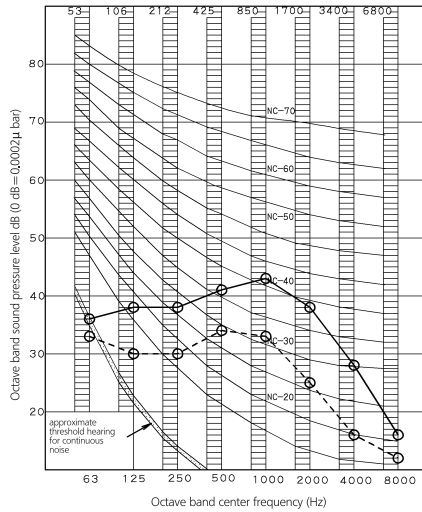
NOTES

- Overall (dB): (B,G,N is already rectified)
- Measuring place: Measured in an anechoic room
- Operation noise differs with operation and ambient conditions.
- Operating conditions: Power source 220-240V, 50Hz
Standard external static pressure
○—○ 50Hz 220-240v (H) ○—○ 50Hz 220-240V (L)
- Location of microphone.
JISC9612
The operation noise measuring method is in accordance with JISC9612

Scale	50Hz 230V(H)	50Hz 230V(L)
A	39	27

FVXS50F

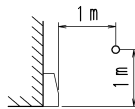
HEATING



3D056238C

NOTES

- Overall (dB)
(B,G,N is already rectified)
- Measuring place: Measure in anechoic room
- Operation noise differs with operation and ambient conditions.
- Operating conditions: Power source 220-240V 50Hz
JIS Standard
- Standard external static pressure
○—○ 50Hz 220-240V (H)
○—○ 50Hz 220-240V (L)
Heating
- Location of microphone
JISC9612
The operation noise measuring method is in accordance with JISC9612





Daikin Europe N.V. participates in the Eurovent Certification programme for Liquid Chilling Packages (LCP), Air handling units (AHU) and Fan coil units (FCU). Check on-going validity of certificate online: www.eurovent-certification.com or using: www.certiflash.com

The present leaflet is drawn up by way of information only and does not constitute an offer binding upon Daikin Europe N.V.. Daikin Europe N.V. has compiled the content of this leaflet to the best of its knowledge. No express or implied warranty is given for the completeness, accuracy, reliability or fitness for particular purpose of its content and the products and services presented therein. Specifications are subject to change without prior notice. Daikin Europe N.V. explicitly rejects any liability for any direct or indirect damage, in the broadest sense, arising from or related to the use and/or interpretation of this leaflet. All content is copyrighted by Daikin Europe N.V.

BARCODE

Daikin products are distributed by:

