

RM S E R I E S

RM8000T
RM50T
Floorstanding Loudspeaker

**Owner's
Manual**

polkaudio
the speaker specialists®

FEATURES:

- Stylishly curved speaker constructed of heavy duty, non-resonant Anodized Aluminum and MDF : a beautiful complement to today's state-of-the-art AV electronics.
- Dynamic Balance® composite driver technology yields wider range and lower distortion, for lifelike sound.
- Patented Power Port venting technology for low noise, low distortion, high output bass.
- 1" silk dome tweeters with neodymium magnets for clear, detailed highs.
- Curved cabinet shape and angled internal baffles break up standing waves for superior midrange clarity. Hear all the music as it was intended to be heard – clearly.
- Anti-diffraction grilles minimize grille diffraction for spacious, 3-dimensional imaging.
- Mylar capacitors in the crossovers extend high frequency response and improve detail and transparency.
- Dual, bi-ampable 5-way binding post inputs for the most secure connections and the most versatile wiring options.
- Magnetic shielding allows safe placement near your state-of-the-art TV or video monitor with no risk of video distortion .

SAFE LIMITS OF OPERATION

Your Polk Audio Loudspeakers are constructed of the highest quality materials for years of trouble-free performance. However, damage to loudspeakers can occur when an amplifier, regardless of its wattage, is made to play at higher listening levels than its power can clearly produce. This is usually beyond the "noon or 1 o'clock" position on the volume control. Operation at this level can result in very high levels of audible distortion originating in the amplifier, which can add a harsh, gritty sound to your listening material. If you hear distortion, TURN IT DOWN. Contrary to popular belief, a speaker is more likely to be damaged by trying to get too much volume from a low-powered amplifier or receiver than from a high-powered one.

TECHNICAL ASSISTANCE OR SERVICE

If, after following the hookup directions, you experience difficulty, please double-check all wire connections. Should you isolate the problem to the speaker, contact the authorized Polk Audio dealer where you made your purchase, or contact Polk Audio Customer Service 800-377-7655 (M-F, 9-6 EST, US & Canada only) or via email polkcs@polkaudio.com. Outside the US & Canada, call 410-358-3600.

More detailed information, including audio how-to articles, FAQs, and online manuals, is available on our award-winning website www.polkaudio.com/home.

BUY DIRECT FROM POLK AUDIO

We can recommend a slew of audiophile accessories to help you get more performance from your system. For high quality speaker stands that match our speaker finishes, wall-mount brackets, system enhancing accessories, exclusive Polk Audio logowear and more, visit our WebStore: <http://shop.polkaudio.com>.

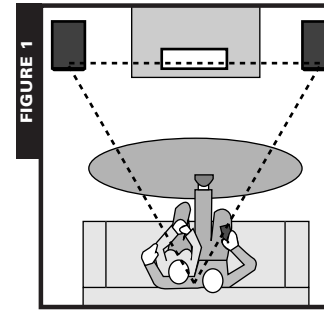


FIGURE 1

Create an equilateral triangle between the speakers and the listening position. RM Series Loudspeakers are magnetically shielded for safe placement near TV or video monitors. If you notice video distortion or discoloration, immediately move the speakers away from the video source and call Polk Audio Customer Service 800-377-7655 (US and Canada) or polkcs@polkaudio.com. Haga un triángulo equilátero con los altavoces y la posición de audición. Polk Audio: 410-358-3600.

Créez un triangle équilatéral entre les enceintes et la position d'écoute. Polk Audio: 410-358-3600.

Bilden Sie ein Dreieck zwischen den Lautsprechern und Ihrer Hörposition. Polk Audio: 410-358-3600.

Disponete ai vertici di un triangolo equilatero i due diffusori acustici, sinistro e destro, e il punto d'ascolto ottimale. I diffusori RM hanno altoparlanti con magneti schermati e si possono avvicinare tranquillamente a televisori e monitor. Se notate immagini distorte o alterazioni dei colori, allontanateli subito dallo schermo video e contattate il nostro Client Care Center: 410-358-3600 o polkcs@polkaudio.com.

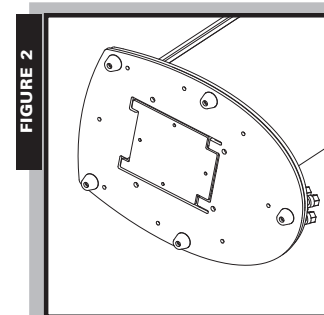


FIGURE 2

Spike feet for stability on carpet or hard floors.

Use púas para estabilizar en una alfombra.

Pour plus de stabilité sur tapis, utilisez les pieds.

Für Stabilität auf Teppich Gebrauch Füße.

Per la stabilità sulla moquette, usate i piedi.

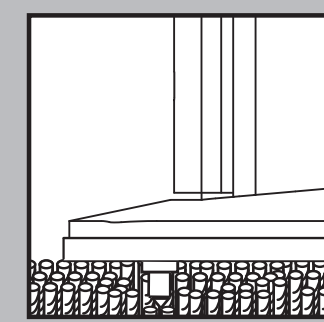
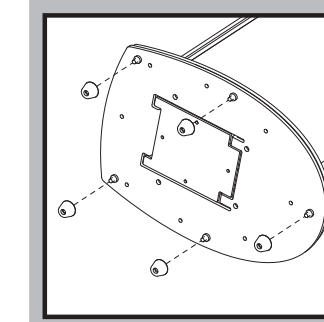
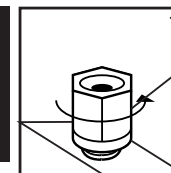
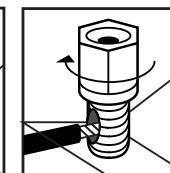


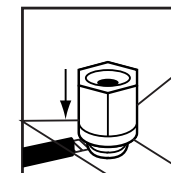
FIGURE 3



Loosen hex nut
Desenrosque parcialmente la tuerca hexagonal
Desserrer l'écrou
Sechskantmutter lösen
Allentate il dado esagonale



Insert speaker wire through hole
Inserte el alambre para la bocina en el orificio
Insérer le fil du haut-parleur dans le trou
Lautsprecher-Draht durch das Loch schieben
Inserite nel foro i conduttori del cavo per altoparlanti



Tighten hex nut
Enrosque la tuerca de nuevo
Serrer l'écrou
Sechskantmutter festschrauben
Stringete il dado esagonale



Do not insert insulated section of speaker wire
No inserte alambre con material aislante
Ne pas insérer la partie isolée du fil du haut-parleur
Isolation des Lautsprecher-Drahtes nicht in das Loch schieben
Non inserite nel foro una porzione di cavo isolato

FIGURE 3

Using binding post connections.

Uso de conexiones con tornillos de presión.

Utilisation des bornes de branchement.

Verwendung von Anschlussklemmen.

Uso dei morsetti a vite.

To use Banana Plugs
(US only):

Carefully pry out the binding post plugs to expose banana plug holes.

(This is for US owners only.)

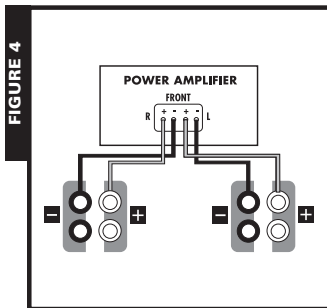


FIGURE 4

Basic Hook-up, recommended for most systems.
BASS MANAGEMENT SETTINGS: Front = Large

Recomendada para la mayoría de los sistemas.
PARÁMETROS DE CONTROL DE BAJAS FRECUENCIAS: Front = Grande (Large)

Recommandée pour la plupart des systèmes.
Réglages: (Bass Management Settings) Front (avant) = Large

Empfohlen für die meisten Lautsprecher.
EINSTELLUNG DER TIEFENTONLAGEN: Vorne = Groß

POWER AMPLIFIER = amplificatore finale, integrato, o sintonificatore
Schema di base per il collegamento dei diffusori acustici RTI.

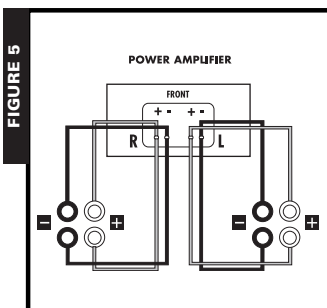


FIGURE 5

Bi-wiring, or using separate speaker wire connections
for high and low frequency sections. Remove flat metal jumpers.

Bicableado, o uso de conexiones de cables de altavoz
separadas para las secciones de alta y baja frecuencia.

Bi-câblage: l'utilisation de câbles distincts pour brancher les
composantes des hautes et des basses fréquences de vos enceintes.

Verwendung von unterschiedlichen Kabelverbindungen
für hohe und niedrige Frequenzen.

POWER AMPLIFIER = amplificatore finale, integrato, o sintonificatore.
Schema di collegamento mediante due cavi separati ("bi-wiring"): ciascuna
delle due sezioni, passa-alto (alte frequenze) e passa-basso (basse frequenze),
del filtro d'incrocio del CS140 è collegata all'amplificatore mediante un cavo dedicato.

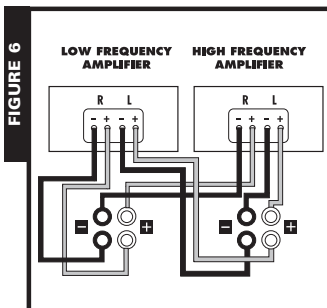


FIGURE 6

Bi-amping, or using separate amplifiers for the low and high frequency sections of your speakers.
Remove flat metal jumpers.

Bi-amplificación, o uso de amplificadores separados para las secciones de baja y alta frecuencia
de los altavoces.

Bi-amplification: l'utilisation d'amplis distincts pour alimenter les composantes des hautes et des
basses fréquences de vos enceintes.

Verwendung von unterschiedlichen Verstärkern für niedrige und hohe Frequenzen der Lautsprecher.

LOW FREQ. AMPLIFIER = amplificatore finale per la sezione bassi
HIGH FREQ. AMPLIFIER = amplificatore finale per la sezione alti
Schema di collegamento a due amplificatori separati ("bi-amping," doppia amplificazione): uno dedicato alla sezione passa-alto (alte frequenze), l'altro a quella
passa-basso (basse frequenze) del filtro d'incrocio del CS140. Notate che i morsetti superiori del diffusore acustico appartengono alla sezione alte frequenze del
filtro (ndt.).

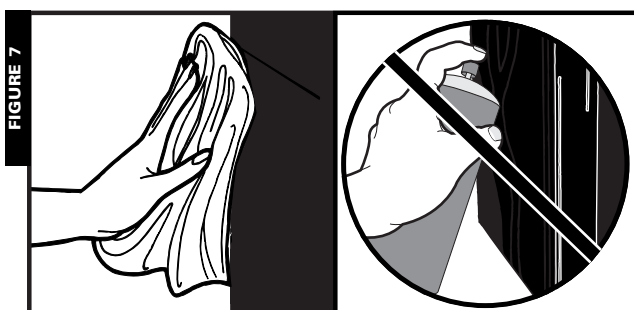


FIGURE 7

Clean aluminum finish and composite endcaps with a damp cloth.
Do not use furniture polish on aluminum finish and composite endcaps.

Cuidado del acabado de madera natural.

Entretien de la finition en bois véritable.

Pflege der Holzappretur.

Non impiegate prodotti lucidanti per mobili
sulla finitura, ma spolveratela soltanto con
un panno umido.

SPECIFICATIONS*

RM8000T/RM50T

TRANSDUCER COMPLEMENT:
4 - 4 1/2"(11.25cm) mid-bass driver
1 - 1"(2.5cm) tweeter

OVERALL FREQUENCY
RESPONSE:
42Hz - 26kHz

-3dB LIMITS:
55Hz - 25kHz

RECOMMENDED
AMPLIFICATION:
20-200 Watts/channel

IMPEDANCE:
Compatible with 8 ohm output

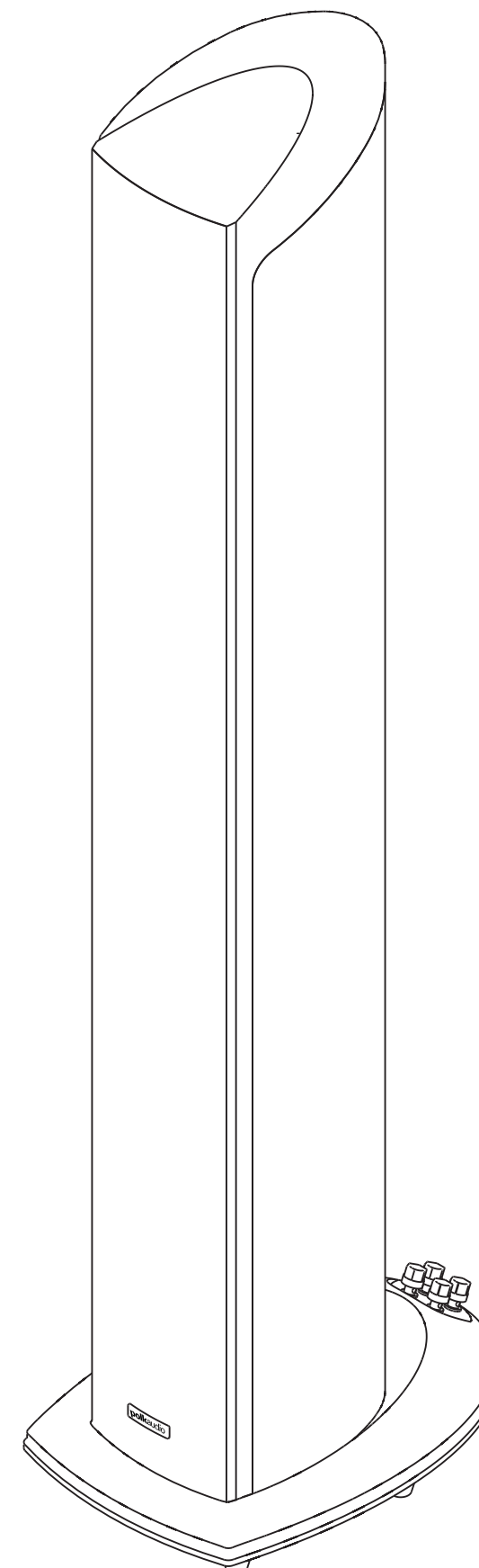
EFFICIENCY @ 2.83 Vrms DRIVE LEVEL:
90dB

DIMENSIONS:
45.1" H* x 6.2" W x 7.9" D
114.6cm H x 15.8cm W x 20cm D
*Add .6" inches (1.5 cm) to height
for floor spikes.

BASE DIMENSIONS:
9.6" W x 13.4" D
24.4cm W x 33.9cm D

SHIPPING WEIGHT:
42 lb, 19.05 kg

*All specifications subject to
change without notice.



LIMITED FIVE YEAR WARRANTY

Polk Audio, Inc., warrants to the original retail purchaser only. This warranty will terminate automatically prior to its stated expiration if the original retail purchaser sells or transfers the Product to any other party.

Polk Audio, Inc., warrants, to the original retail purchaser only, that the LOUDSPEAKER(S), PASSIVE CROSSOVER COMPONENT(S) and ENCLOSURE on this Polk Audio Loudspeaker Product will be free from defects in material and workmanship for a period of five (5) years from the date of original retail purchase from a Polk Audio Authorized Dealer.

Furthermore, Polk Audio, Inc., warrants, to the original retail purchaser only, that any AMPLIFIER OR OTHER ELECTRONIC COMPONENT that may be included in this Polk Audio Loudspeaker Product will be free from defects in material and workmanship for a period of three (3) years years from the date of original retail purchase from a Polk Audio Authorized Dealer.

To allow Polk Audio to offer the best possible warranty service, please register your new product online at: www.polkaudio.com/registration or call Polk customer service 800-377-7655 in the USA and Canada (outside the USA: 410-358-3600) within ten (10) days of the date of original purchase. Be sure to keep your original purchase receipt.

Defective Products must be shipped, together with proof of purchase, prepaid insured to the Polk Audio Authorized Dealer from whom you purchased the Product, or to the Factory at 2550 Britannia Boulevard, Suite A, San Diego, California 92154. Products must be shipped in the original shipping container or its equivalent; in any case the risk of loss or damage in transit is to be borne by you. If upon examination at the Factory or Polk Audio Authorized Dealer it is determined that the unit was defective in materials or workmanship at any time during this Warranty period, Polk Audio or the Polk Audio Authorized Dealer will, at its option, repair or replace this Product at no additional charge, except as set forth below. All replaced parts and Products become the property of Polk Audio. Products replaced or repaired under this warranty will be returned to you, within a reasonable time, freight prepaid.

This warranty does not include service or parts to repair damage caused by accident, disaster, misuse, abuse, negligence, inadequate packing or shipping procedures, commercial use, voltage inputs in excess of the rated maximum of the unit, cosmetic appearance of cabinetry not directly attributable to defect in materials or workmanship, or service, repair, or modification of the Product which has not been authorized or approved by Polk Audio. This warranty shall terminate if the Serial number on the Product has been removed, tampered with or defaced.

This warranty is in lieu of all other expressed Warranties. If this Product is defective in materials or workmanship as warranted above, your sole remedy shall be repair or replacement as provided above. In no event will Polk Audio, Inc. be liable to you for any incidental or consequential damages arising out of the use or inability to use the Product, even if Polk Audio, Inc. or a Polk Audio Authorized Dealer has been advised of the possibility of such damages, or for any claim by any other party. Some states do not allow the exclusion or limitation of consequential damages, so the above limitation and exclusion may not apply to you.

All implied warranties on this Product are limited to the duration of this expressed Warranty. Some states do not allow limitation on how long an implied Warranty lasts, so the above limitations may not apply to you. This Warranty gives you specific legal rights, and you also may have other rights which vary from state to state.

This Warranty applies only to Products purchased in Canada, the United States of America, its possessions, and U.S. and NATO armed forces exchanges and audio clubs.

The Warranty terms and conditions applicable to Products purchased in other countries are available from the Polk Audio Authorized Distributors in such countries.

NOTES

polkaudio
the speaker specialists®

5601 METRO DRIVE
BALTIMORE, MARYLAND 21215
800-377-7655 (US & CAN, OUTSIDE US 410-358-3600)
WWW.POLKAUDIO.COM

"Polk Audio," "The Speaker Specialists," "Dynamic Balance" and "Acoustic Resonance Control" are registered trademarks of Polk Investment Corporation used under license by Polk Audio Incorporated.



RM8006-1