




WS 2100



Bedienungsanleitung

- Operating instruction
Instructions d'emploi
Gebruiksaanwijzing
Istruzioni d'uso
Instrucciones de manejo
Bruksanvisning
Betjeningsvejledning
Bruksanvisning
Käyttöohje
Οδηγίες χρήσης
Návod k obsluze
Instrukcja obsługi
Инструкция по эксплуатации
Instruções de serviço
Használati utasítás



36146/0507

Table with safety instructions in multiple languages and corresponding icons.

Table with technical data for WS 2100 in multiple languages.

Änderungen vorbehalten!
Subject to change without notice!
Sous réserve de modifications!

Service

- Service information for various countries including Germany, Hungary, Portugal, Czech Republic, Poland, France, Belgium, Netherlands, Norway, and Israel.

http://www.kress-elektrik.de
http://spareparts.kress-elektrik.de

- CE Konformitätserklärung
CE Declaration of conformity
CE Déclaration de conformité
CE Konformiteitsverklaring
CE Dichiarazione di conformità
CE Declaracion de conformidad

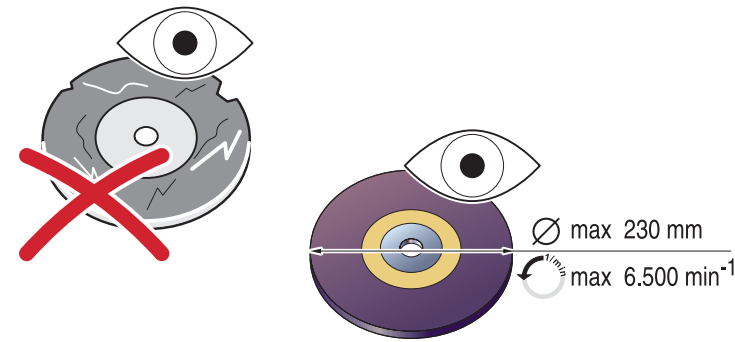
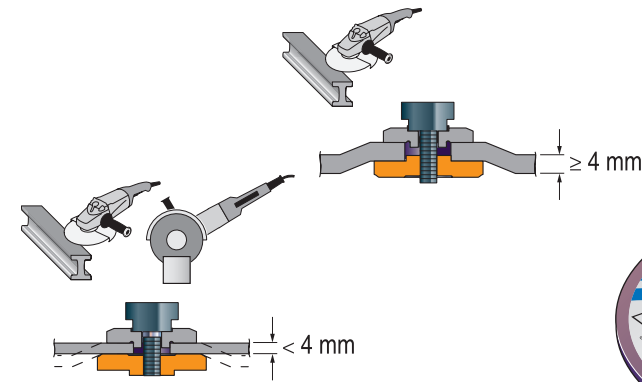
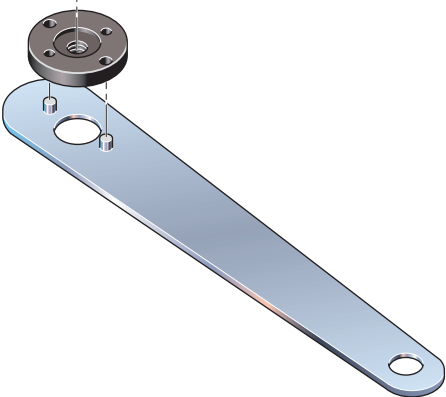
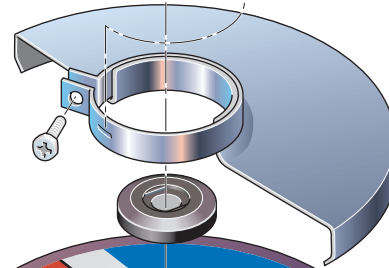
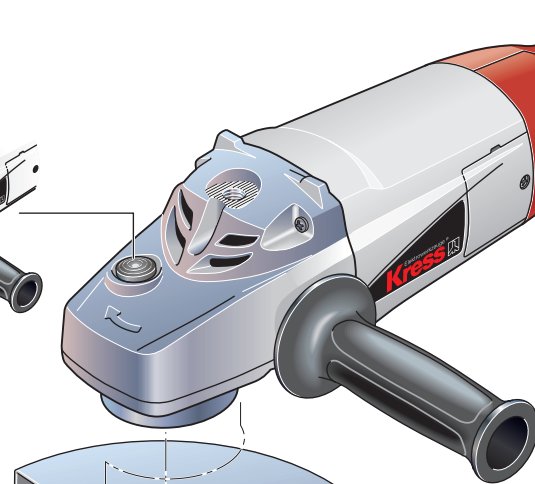

PG ME77 GOST R
ГОСТ 12.2.013.0-91 (МЭК 745-1-82),
ГОСТ Р 50614-93 (МЭК 745-2-3-84),
ГОСТ 12.2.030-2000, ГОСТ 17770-86,
ГОСТ Р 51318.14.1-99,
ГОСТ Р 51318.14.2-99.

EN 50144-2-3, EN 55014-1, EN 55014-2, EN 61000-3-2, EN 61000-3-3
72/23/EWG, 98/37/EG, 89/336/EWG
KRESS-elektrik GmbH + Co. KG, D-72406 Bisingen
Bisingen, im Juli 2005
Klemens Müller, Leiter Produktoptimierung
Manager Current Product

Josef Leins, Leiter Qualitätssicherung
Quality Assurance Manager

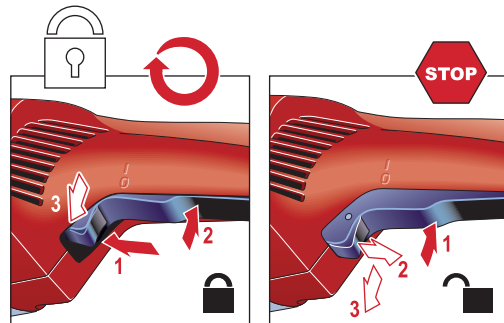
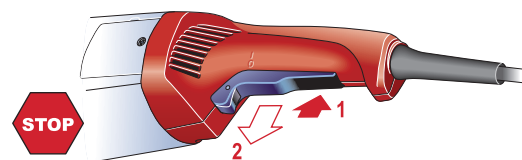
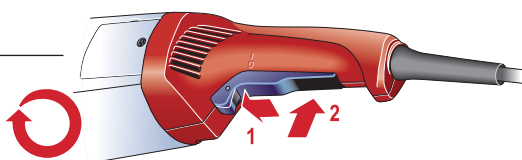
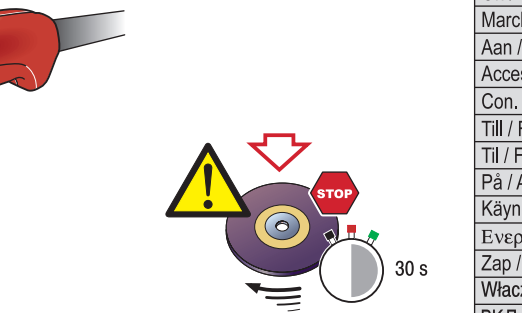
**D Scheibe montieren**

GB	Mounting a disk
F	Monter le disque
NL	Schijf monteren
I	Montare il disco
E	Montar disco
S	Montera skivan
DK	Monter skive
N	Monter skiven
FIN	Hiomalaikan asentaminen
GR	Τοποθετήστε το δίσκο
CZ	Upevnění kotouče
PL	Montaż tarczy
RUS	Установка отрезного диска
P	Montar anel
H	Tárcsa felszerelése



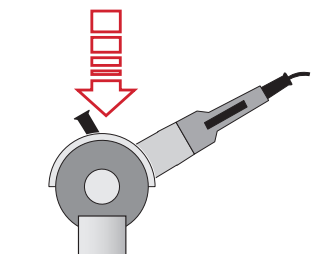
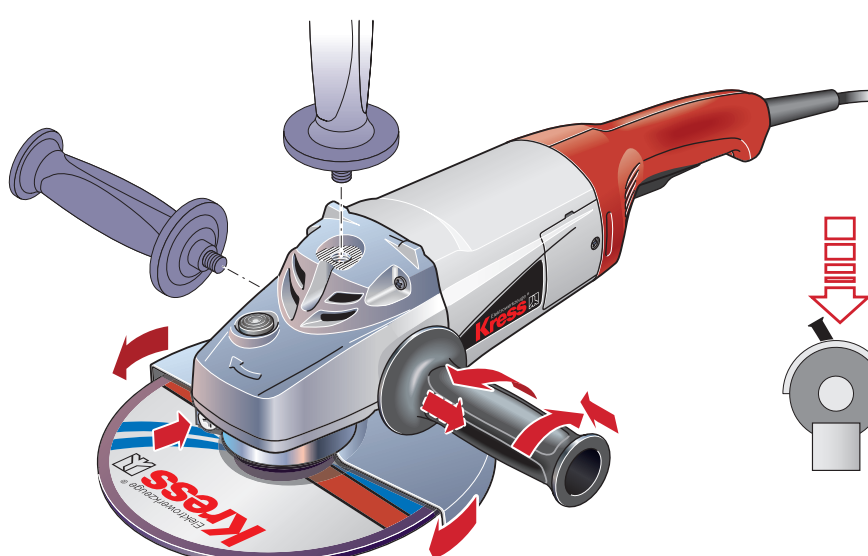
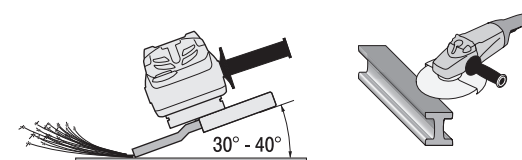

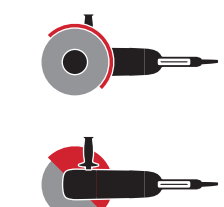
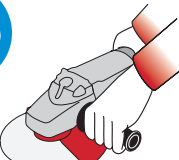
**Ein ① / Aus ②**

On / Off	(GB)
Marche / Arrêt	(F)
Aan / Uit	(NL)
Acceso / Spento	(I)
Con. / Descon.	(E)
Till / Från	(S)
Til / Fra	(DK)
På / Av	(N)
Käynnistys	(FIN)
Ενεργοποίηση	(GR)
Zap / Vyp	(CZ)
Włącz / Wyłącz	(PL)
Вкл. / Выкл.	(RUS)
Ligar / Desligar	(P)
Be / Ki	(H)



**D Sicheres Arbeiten**

Safe working	(GB)
Travailler en toute sécurité	(F)
Veilige werkmethode	(NL)
Lavoro sicuro	(I)
Operación segura	(E)
Säkert arbete	(S)
Sikkert arbejde	(DK)
Sikker jobbing	(N)
Turvallinen toiminta	(FIN)
Ασφαλής εργασία	(GR)
Bezpečná práce	(CZ)
Bezpieczna praca	(PL)
Безопасная работа	(RUS)
Operação segura	(P)
Biztonságos munkavégzés	(H)



**D Kohlebürsten wechseln**

Brush replacement	(GB)
Changer les balais	(F)
Koolborstels wisselen	(NL)
Sostituire le spazzole	(I)
Renovar escobillas de carbón	(E)
Byta kolborstarna	(S)
Skift kulbørster	(DK)
Skift kullbørstene	(N)
Hiihharjojen vaihto	(FIN)
Αντικαταστήστε τις βούρτσες άνθρακα	(GR)
Výměna uhlíkových kartáčů	(CZ)
Wymiana szczotek węglowych	(PL)
Замена угольных щеток	(RUS)
Renovar escovas de carvão	(P)
Szénkeféket cserélni	(H)

