

MiniTVUSB

English • French • German • Spanish • Portuguese • Italian • Dutch

Tech Support:
USA: +1.562.926.4338
EUROPE: +353.61.702042
Deutschland: 01902 000 532

North American Office
ADS Tech Inc, USA
12627 Hidden Creek Way
Cerritos, CA 90703, USA
WebSite: www.adstech.com
Email: productinfo@adstech.com

Southern Europe | MEA Office
ADS Tech SARL France
51/55 Rue Hoche
94200 - Ivry Sur Seine, France
WebSite: www.adstech.fr
Email: infofrance@adstech.com

Central | Eastern | Northern Europe Office
ADS Tech GmbH
Frankfurter Straße 3b
38122 Braunschweig, Germany
WebSite: www.adstech.com/de
Email: info@adstech.com

UK and Ireland Office
ADS Tech
Western Business Park
Shannon, County Clare, Ireland



QuickGuide

0371-589



Once the driver installation finishes, plug in the MiniTV USB into an available USB 2.0 port on the computer.

À la fin de l'installation des pilotes, branchez le MiniTV USB à un port USB 2.0 libre à l'arrière de l'ordinateur.

Nachdem die Treiberinstallation beendet ist, schließen Sie den MiniTV USB an einen verfügbaren USB 2.0 Port auf der Rückseite des Computers an.

Una vez que finalice la instalación del driver, enchufe el MiniTV USB en un puerto USB 2.0 disponible en la parte de atrás del ordenador.



Prüfen Sie die ordnungsgemäße Installation der Hardware im "Geräte manager".
- Mit der rechten Maustaste auf "Mein Computer" klicken
- "Eigenschaften" anklicken
- Karteikarte "Hardware" anklicken
- "Geräte manager" anklicken
- Klicken Sie auf das + neben "Audio-, Video- und Gamecontroller"
- MiniTV USB sollte aufgelistet sein

Verifique que el hardware se ha instalado correctamente, verificando el "Device Manager (Administrador de dispositivos)".
- Haga clic "My Computer [Mi ordenador]" con el botón derecho del ratón
- Haga clic en "Properties [Propiedades]"
- Haga clic en la pestaña "Hardware [Hardware]"
- Haga clic en "Device Manager [Administrador de dispositivos]"
- Haga clic en + y a continuación en "Sound Video and game controllers [Controladores de audio vídeo y juegos]"
- Debe verse enumerado MiniTV USB

Verify that the hardware was installed properly by checking the "Device Manager".
- Right-Click on "My Computer"
- Click Properties
- Click on the "Hardware" tab
- Click on "Device Manager"
- Click on the + next to "Sound Video and game controllers"
- MiniTV USB should be listed

Vérifiez que le matériel a bien été installé en consultant le "Gestionnaire de périphériques".
- Faites un clic droit sur " Poste de travail "
- Cliquez sur " Propriétés "
- Cliquez sur l'onglet " Matériel "
- Cliquez sur " Gestionnaire de périphériques "
- Puis cliquez sur le signe (+) situé près de " Contrôleurs son, vidéo et jeu ".
- Le MiniTV USB devrait y figurer

• Continue installing the key bundled software on to your system.

• Continuez à installer, sur votre système, les principaux logiciels fournis.

• Fahren Sie mit der Installation der gebündelten Software auf Ihrem System fort.

• Prosigla instalando el paquete de software clave en el sistema.



Insert the MiniTV USB installation CD into your CD-ROM drive.
Insérez le CD d'installation du MiniTV USB dans votre lecteur de CD-ROM.
Legen Sie die MiniTV USB Installations-CD in Ihr CD-ROM Laufwerk ein.
Introduzca el CD de instalación MiniTV USB en la unidad de CD-ROM.



On the Installation Menu click on "Install Drivers".
Dans le menu d'installation, cliquez sur " Install Drivers " (Installer les pilotes).
Klicken Sie im Installationsmenü auf "Install Drivers" (Treiber installieren).
En el menú de Instalación haga clic en "Install Drivers [Instalar drivers]".



Note: If Windows asks to connect to the Internet to search for software, click "No, not this time" and "Next" to continue.

Remarque : Si Windows vous invite à vous connecter à Internet pour rechercher le logiciel, cliquez sur " Non, pas cette fois " , puis sur " Suivant " pour continuer.

Bemerkung: Wenn Windows eine Verbindung zum Internet aufbauen will, um nach Software zu suchen, klicken Sie auf "Nein, diesmal nicht" und auf "Weiter", um fortzufahren.

Nota: Si Windows le pide que se conecte a Internet para buscar programas de software, haga clic en "No, not this time [No, esta vez no]" y en "Next [Siguiente]" para continuar.

Service:

If you require assistance with the installation, operation, or application of your ADS Technologies, Inc. product there are several options available to you as described in the technical support section of this manual. Your first source for information and assistance is always your computer dealer or computer parts dealer. If your ADS product needs repair or replacement, contact your dealer for on-site repair service. The ADS Technologies technical support and customer service staff can aid in solving many problems. Our technical support department is available to repair any ADS Technologies product. Your ADS dealer must return products to our factory for repair or warranty replacement.

Return/Replacement:

If you need to return your ADS Technologies product you should return the product directly to the dealer or store where you purchased the product. Each individual computer store or dealer sets product return policies for their customers. ADS Technologies, Inc. cannot be responsible for the actions or policies set by our dealers. If you desire to return the product for a refund, you must get the refund from the dealer or store you purchased the product from. If you purchased the product directly from ADS please see the "Terms and Conditions of Sale" on the reverse side of your sales invoice.

Returns to ADS Technologies, Inc. are for repair or warranty replacement only. If you need to return product to ADS Technologies, Inc. for repair or replacement you must follow these steps:

1. Call our Technical Support department at +1.562.926.4338 to obtain a Return Merchandise Authorization (RMA) number.
2. The RMA number is valid for 30 days.
3. Ship the product to the ADS factory with the RMA number marked on the inside and outside of the package. If there is no RMA number on the package or the RMA number has expired, the shipment will be refused. ADS will not be liable for lost or mis-shipped products.
4. Replacement product cannot be shipped to you until the defective product has been received by ADS.
5. Once the product is received at the factory it will be tested and then repaired or replaced.
6. Turn around time is approximately one week. A repaired or replacement product will be shipped back to you.

Warranty:

The ADS Technologies, Inc. product comes with a One (1) year hardware warranty. ADS Technologies, Inc. (ADS) warrants this product against defects in material and workmanship for a period of One (1) year from the date of original purchase from ADS or an authorized ADS dealer. This warranty applies only to the original purchase of the product and is not transferable. This warranty does not cover any incompatibilities due to the user's computer, hardware, software or other related system or product interfaces. Proof of purchase will be required before any warranty consideration by ADS occurs. This warranty does not cover any damage caused by negligence, non-authorized modifications, or parts installed without prior written permission from ADS. This warranty does not apply if the product has been damaged by accident, abuse, or misapplication, nor as a result of damage to the product by anyone other than ADS. If your ADS product is not in working order, your only recourse is repair or warranty replacement, as described above. UNDER NO CIRCUMSTANCES will ADS Technologies, Inc. be liable for consequential damages, including but not limited to any lost savings, lost profits, or any other damages, caused by the use of any ADS Technologies, Inc. product or inability to use the product, even if the dealer or ADS Technologies, Inc. has been advised of such liability or other claims. This includes damage to property and, to the extent permitted by law, damages for personal injury. This warranty is in lieu of all other warranties including implied warranties of merchantability and fitness for a particular purpose.

Service après-vente:

Si vous avez besoin d'aide pour l'installation, le fonctionnement ou l'application de votre périphérique ADS Technologies, Inc., vous disposez de plusieurs options qui sont décrites dans la rubrique sur le support technique de ce manuel. Le personnel du service clients et du support technique d'ADS Technologies peut vous aider à résoudre de nombreux problèmes. Notre service de support technique dispose des moyens de réparateur n'importe quel périphérique ADS Technologies. Les produits défectueux doivent être renvoyés à notre usine, par vous ou votre revendeur, pour être réparés ou être remplacés dans le cadre de la garantie.

Retour/Remplacement:

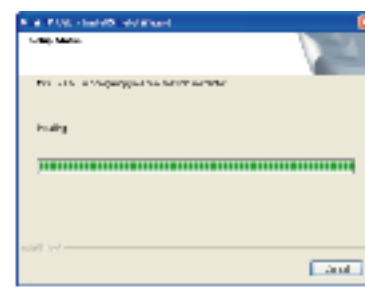
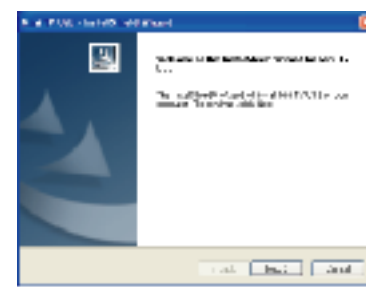
Si vous devez renvoyer votre produit ADS Technologies, Inc. vous devez retourner le produit directement au revendeur ou magasin où vous avez acheté le produit. Si vous avez acheté le produit directement auprès d'ADS Technologies, veuillez consulter les Conditions générales de vente imprimées au verso de votre facture.

Les produits ne peuvent être renvoyés à ADS Technologies que pour être réparés ou pour être remplacés dans le cadre de la garantie. Si vous devez renvoyer un produit à ADS Technologies en vue d'une réparation ou d'un remplacement, vous devez suivre les instructions données ci-dessous:

1. Appelez notre service de support technique au +353.61.702042 pour obtenir un numéro d'autorisation de retour de marchandise (RMA).
2. Le numéro RMA est valide pendant 30 jours.
3. Envoyez le produit à l'usine ADS Technologies en veillant à marquer le numéro RMA à l'intérieur et à l'extérieur de l'emballage. En l'absence d'un numéro RMA ou en cas d'expiration de ce numéro, l'usine refusera la livraison du produit. ADS Technologies ne sera pas tenue responsable de la perte des produits ou de leur envoi à la mauvaise adresse.
4. ADS Technologies ne peut vous livrer le produit de remplacement avant d'avoir reçu le produit défectueux.
5. A sa réception à l'usine ADS Technologies, le produit sera mis à l'essai, puis sera réparé ou remplacé.
6. Il faut compter environ une semaine avant que le produit réparé ou un produit de remplacement vous soit renvoyé.

Garantie:

Ce produit ADS Technologies, Inc. est vendu avec une garantie de deux ans (2). ADS Technologies, Inc. (ADS) garantit ce produit, pièces et main d'œuvre, pendant deux ans (2) à partir de la date d'achat d'origine auprès d'ADS ou d'un revendeur ADS agréé. Cette garantie s'applique uniquement à l'achat initial du produit et n'est pas transférable. Elle ne couvre aucune incompatibilité due à l'utilisateur, le matériel, les logiciels ou toute autre configuration du système de l'utilisateur avec respect de la politique de garantie. Une preuve d'achat sera requise avant toute prise en considération de la garantie par ADS. Cette garantie ne couvre aucun dommage causé par un acte de négligence, par des modifications non autorisées ou par l'installation de pièces sans l'accord écrit préalable d'ADS. Cette garantie ne sera pas valide si le produit a été endommagé à la suite d'un accident, d'un usage abusif ou d'une mauvaise application ou en cas de réparation par quelqu'un d'autre qu'ADS. Si votre produit ADS ne fonctionne pas, votre seul recours est de le faire réparer ou de le remplacer dans le cadre de la garantie en suivant la procédure susmentionnée. ADS ne sera EN AUCUN CAS responsable de tous dommages accessoires, y compris mais de façon non limitative les pertes d'occasions, pertes de bénéfices ou tous autres dommages causés par l'utilisation d'un produit ADS ou la privation de l'utilisation d'un tel produit, même si le revendeur ou ADS avait été informé de leur éventuelle ou de toutes autres pertes. Ce document inclut les dommages matériels et, dans les limites permises par la loi, les blessures corporelles. Cette garantie remplace toutes les autres garanties, y compris les garanties implicites de commerciabilité et d'aptitude à un emploi particulier.

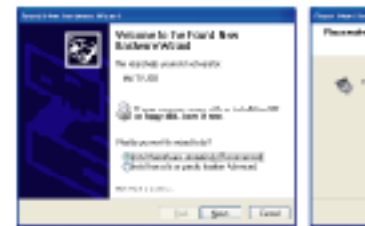


The driver installation wizard will appear, click "Next" and follow the step-by-step instructions.

À l'apparition de l'assistant d'installation de pilote, cliquez sur " Suivant " et suivez les instructions pas à pas.

Der Wizard für die Treiberinstallation erscheint, klicken Sie auf "Next" (Weiter) und folgen Sie der schrittweisen Anleitung.

Aparecerá el ayudante de instalación del driver, haga clic en "Next [Siguiente]" y siga las instrucciones paso a paso.



The "Welcome to the Found New Hardware Wizard" will appear, click "Next" to continue with the hardware installation.

La fenêtre de l'assistant Nouveau matériel détecté apparaît. Cliquez sur " Suivant " pour continuer l'installation matérielle.

Der Wizard "Neue Hardware gefunden" erscheint, klicken Sie auf "Weiter", um mit der Installation der Hardware fortzufahren.

Aparecerá el "Welcome to the Found New Hardware Wizard [Ayudante de Bienvenido al nuevo hardware encontrado]", haga clic en "Next [Siguiente]" para continuar la instalación del hardware.

Service:

If you require assistance with the installation, operation, or application of your ADS Technologies, Inc. product there are several options available to you as described in the technical support section of this manual. Your first source for information and assistance is always your computer dealer or computer parts dealer. If your ADS product needs repair or replacement, contact your dealer for on-site repair service. The ADS Technologies technical support and customer service staff can aid in solving many problems. Our technical support department is available to repair any ADS Technologies product. Your ADS dealer must return products to our factory for repair or warranty replacement.

Return/Replacement:

If you need to return your ADS Technologies product you should return the product directly to the dealer or store where you purchased the product. Each individual computer store or dealer sets product return policies for their customers. ADS Technologies, Inc. cannot be responsible for the actions or policies set by our dealers. If you desire to return the product for a refund, you must get the refund from the dealer or store you purchased the product from. If you purchased the product directly from ADS please see the "Terms and Conditions of Sale" on the reverse side of your sales invoice.

Returns to ADS Technologies, Inc. are for repair or warranty replacement only. If you need to return product to ADS Technologies, Inc. for repair or replacement you must follow these steps:

1. Call our Technical Support department at +1.562.926.4338 to obtain a Return Merchandise Authorization (RMA) number.
2. The RMA number is valid for 30 days.
3. Ship the product to the ADS factory with the RMA number marked on the inside and outside of the package. If there is no RMA number on the package or the RMA number has expired, the shipment will be refused. ADS will not be liable for lost or mis-shipped products.
4. Replacement product cannot be shipped to you until the defective product has been received by ADS.
5. Once the product is received at the factory it will be tested and then repaired or replaced.
6. Turn around time is approximately one week. A repaired or replacement product will be shipped back to you.

Warranty:

The ADS Technologies, Inc. product comes with a One (1) year hardware warranty. ADS Technologies, Inc. (ADS) warrants this product against defects in material and workmanship for a period of One (1) year from the date of original purchase from ADS or an authorized ADS dealer. This warranty applies only to the original purchase of the product and is not transferable. This warranty does not cover any incompatibilities due to the user's computer, hardware, software or other related system or product interfaces. Proof of purchase will be required before any warranty consideration by ADS occurs. This warranty does not cover any damage caused by negligence, non-authorized modifications, or parts installed without prior written permission from ADS. This warranty does not apply if the product has been damaged by accident, abuse, or misapplication, nor as a result of damage to the product by anyone other than ADS. If your ADS product is not in working order, your only recourse is repair or warranty replacement, as described above. UNDER NO CIRCUMSTANCES will ADS Technologies, Inc. be liable for consequential damages, including but not limited to any lost savings, lost profits, or any other damages, caused by the use of any ADS Technologies, Inc. product or inability to use the product, even if the dealer or ADS Technologies, Inc. has been advised of such liability or other claims. This includes damage to property and, to the extent permitted by law, damages for personal injury. This warranty is in lieu of all other warranties including implied warranties of merchantability and fitness for a particular purpose.

Service:

If you require assistance with the installation, operation, or application of your ADS Technologies, Inc. product there are several options available to you as described in the technical support section of this manual. Your first source for information and assistance is always your computer dealer or computer parts dealer. If your ADS product needs repair or replacement, contact your dealer for on-site repair service. The ADS Technologies technical support and customer service staff can aid in solving many problems. Our technical support department is available to repair any ADS Technologies product. Your ADS dealer must return products to our factory for repair or warranty replacement.

Return/Replacement:

If you need to return your ADS Technologies product you should return the product directly to the dealer or store where you purchased the product. Each individual computer store or dealer sets product return policies for their customers. ADS Technologies, Inc. cannot be responsible for the actions or policies set by our dealers. If you desire to return the product for a refund, you must get the refund from the dealer or store you purchased the product from. If you purchased the product directly from ADS please see the "Terms and Conditions of Sale" on the reverse side of your sales invoice.

Returns to ADS Technologies, Inc. are for repair or warranty replacement only. If you need to return product to ADS Technologies, Inc. for repair or replacement you must follow these steps:

1. Call our Technical Support department at +1.562.926.4338 to obtain a Return Merchandise Authorization (RMA) number.
2. The RMA number is valid for 30 days.
3. Ship the product to the ADS factory with the RMA number marked on the inside and outside of the package. If there is no RMA number on the package or the RMA number has expired, the shipment will be refused. ADS will not be liable for lost or mis-shipped products.
4. Replacement product cannot be shipped to you until the defective product has been received by ADS.
5. Once the product is received at the factory it will be tested and then repaired or replaced.
6. Turn around time is approximately one week. A repaired or replacement product will be shipped back to you.

Warranty:

The ADS Technologies, Inc. product comes with a One (1) year hardware warranty. ADS Technologies, Inc. (ADS) warrants this product against defects in material and workmanship for a period of One (1) year from the date of original purchase from ADS or an authorized ADS dealer. This warranty applies only to the original purchase of the product and is not transferable. This warranty does not cover any incompatibilities due to the user's computer, hardware, software or other related system or product interfaces. Proof of purchase will be required before any warranty consideration by ADS occurs. This warranty does not cover any damage caused by negligence, non-authorized modifications, or parts installed without prior written permission from ADS. This warranty does not apply if the product has been damaged by accident, abuse, or misapplication, nor as a result of damage to the product by anyone other than ADS. If your ADS product is not in working order, your only recourse is repair or warranty replacement, as described above. UNDER NO CIRCUMSTANCES will ADS Technologies, Inc. be liable for consequential damages, including but not limited to any lost savings, lost profits, or any other damages, caused by the use of any ADS Technologies, Inc. product or inability to use the product, even if the dealer or ADS Technologies, Inc. has been advised of such liability or other claims. This includes damage to property and, to the extent permitted by law, damages for personal injury. This warranty is in lieu of all other warranties including implied warranties of merchantability and fitness for a particular purpose.