

# PHOENIX GOLD®



## **SUBWOOFER MANUAL MANUEL DE SUBWOOFER**

**Models: R110, R110d, R210, R210d  
R112, R112d, R212, R212d**

### **Features**

- One Piece Aluminum Plated Dustcap
- Long Throw Rubber Surround
- Flat Linear Roll Spider
- High Temperature OFC Voice Coils
- Rigid Cast Aluminum Frame
- Nickel Plated 12 Gauge Speaker Terminals
- High Excursion Motor Design

### **Caractéristiques**

- Pare-poussière monopièce plaqué aluminium
- Enceinte d'ambiance avec contour en caoutchouc de longue portée
- Anneau de centrage plat à excursion linéaire
- Bobines acoustiques en cuivre exempt d'oxygène à haute température
- Panier rigide en aluminium moulé
- Bornes d'enceinte nickelées de calibre 12
- Modèle de moteur à grand battement

INST003\_61510

### ENCLOSURES

#### ENCLOSURE INFORMATION

Phoenix Gold subwoofers are over engineered and overbuilt in virtually every way conceivable. It is important that the subwoofer's enclosure is built to these same exacting standards. The enclosure must be constructed of at least .75 inch MDF. Screws or air staples are excellent construction fasteners when used with a strong bonding "yellow" wood working glue that can fill joint gaps. Be sure that the enclosure's panels are airtight at all joining seams. Lining the walls with a polyester matting 1 to 3 inches thick is sufficient.

Your PG dealer has extensive knowledge, tools and the experience needed for the design and construction necessary for your subwoofer application. We also recommend you consult with your dealer for specific technical assistance related to your installation. The charts provided should be used as a reference when building an enclosure for your subwoofer. The charts contain several enclosure types. The Sound Quality enclosure provides deeper, tighter, and more musical output to truly reproduce the original source material. The SPL enclosure fits the "basshead's" need for maximum output while sacrificing some sound quality.

#### INFORMATIONS SUR L'ENCEINTE

Les caissons d'extrêmes graves sont fabriqués en fonction de normes rigoureuses afin de fournir des années de plaisir acoustique. Il est important que l'enceinte du caisson des extrêmes graves soit construite en fonction de ces mêmes normes rigoureuses. L'enceinte doit comprendre au moins un RP d'au moins 3/4" de pouces. Les vis ou agrafeuses pneumatiques constituent d'excellentes pièces de fixation lorsqu'elles sont utilisées avec une colle forte de couleur «jaune» pour le travail du bois qui peut combler les écarts de jointures. Assurez-vous que les panneaux de l'enceinte soient étanches au niveau de toutes les piqûres de liaison. Le revêtement des murs à l'aide d'une natte en polyester épaisse de 1 à 3 pouces suffit.

Votre concessionnaire PG dispose de grandes connaissances, d'outils et d'expérience requise pour la conception et la constructions de votre application de caisson d'extrêmes graves. Nous recommandons également de consulter votre concessionnaire afin d'obtenir une assistance technique spécifique se rapportant à votre installation. Les tableaux fournis devraient être utilisés comme référence au moment de construire une enceinte pour votre caisson aux extrêmes graves PG. Les tableaux présentent plusieurs types d'enceinte. L'enceinte de Qualité du son offre une sortie de musique qui est plus profonde, plus serrée et davantage de sortie sonore afin de reproduire véritablement le matériau source d'origine. L'enceinte SPL satisfait le besoin en «basshead» pour une sortie maximale tout en sacrifiant un peu de la qualité du son.

### ENCLOSURE RECOMMENDATIONS

SEALED	R110	R110d	R112	R112d
SPL (cu. Ft.)	0.4	0.4	0.75	0.75
SQ (cu. Ft.)	0.8	0.8	1.25	1.25

VENTED - SPL	R110	R110d	R112	R112d
SPL (cu. Ft.)	1	1	2	2
Round Vent Dia.(in)	3	3	4	4
Vent Length (in)	8.75	8.75	7	7

\* For SPL vented enclosures a subsonic filter set at 35Hz is highly recommended.

VENTED - SQ	R110	R110d	R112	R112d
SQ (cu. Ft.)	2	2	3	3
Round Vent Dia. (in)	3	3	4	4
Vent Length (in)	6	5.5	10	10

\* For SQ vented enclosures a subsonic filter set at 25Hz is highly recommended.

VENTED - Slot Port Design	R210	R210d	R212	R212d
Tuning Frequency	38Hz	38Hz	38Hz	38Hz
Volume (cu. Ft.)	1.25	1.25	1.5	1.5
Vent Length (in)	26	26	26	26
Vent Width (in)	10	10	12	12
Vent Height (in)	2	2	2	2

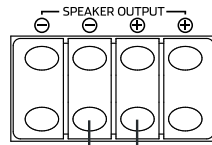
\* For slot port vented enclosures a subsonic filter set at 25Hz is highly recommended.

**SYSTEM DIAGRAMS**

**R112d SINGLE SUBWOOFER SYSTEM**

R250.1 + (1) R112d

All voice coils are wired in parallel for 2 ohm load.  
R250.1 and R500.1 make maximum power into 2 ohm load.  
Toutes les bobines mobiles sont câblées en parallèle de 2 Ohms. R250.1 et R500.1 faire puissance maximale en 2 Ohms.



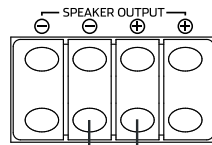
Dual 4 ohm Subwoofer



**R112 DUAL SUBWOOFER SYSTEM**

R500.1 + (2) R112

All voice coils are wired in parallel for 2 ohm load.  
R250.1 and R500.1 make maximum power into 2 ohm load.  
Toutes les bobines mobiles sont câblées en parallèle de 2 Ohms. R250.1 et R500.1 faire puissance maximale en 2 Ohms.



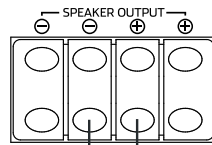
Single 4 ohm Subwoofers



**R212d SINGLE SUBWOOFER SYSTEM**

R500.1 + (1) R212d

All voice coils are wired in parallel for 2 ohm load.  
R250.1 and R500.1 make maximum power into 2 ohm load.  
Toutes les bobines mobiles sont câblées en parallèle de 2 Ohms. R250.1 et R500.1 faire puissance maximale en 2 Ohms.



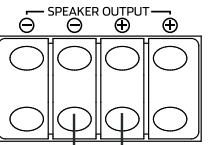
Dual 4 ohm Subwoofer



**R212d DUAL SUBWOOFER SYSTEM**

R1000.1 + (2) R212d

All voice coils are wired in parallel for 1 ohm load.  
R1000.1 makes maximum power into 1 ohm load.  
Toutes les bobines mobiles sont câblées en parallèle pour 1 Ohms. R1000.1 rend la puissance maximale de charge en 1 ohm.



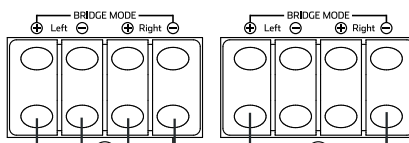
Dual 4 ohm Subwoofers



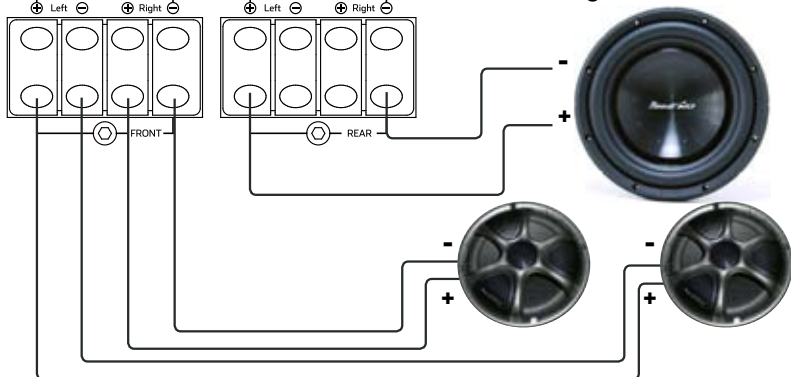
**R112 FOUR CHANNEL SYSTEM**

R300.4 + R65CX 4 ohm stereo front and R112 4 ohm bridged rear

R300.4 and R500.4 make maximum power into 4 ohm bridged load. 2 ohm bridged not recommended.  
R300.4 et R500.4 faire puissance maximale en 4 ohm charge comblé. 2 ohms bridged n'est pas recommandée.



Single 4 ohm Subwoofer



### SPECIFICATIONS

T/S Parameter	R110	R110d	R112	R112d	R210	R210d	R212	R212d
Re (Dcr)	3.4	1.8	3.4	1.8	3.2	1.8	3.2	1.6
FS (Hz)	33.2	35.5	30.1	29.9	30.6	27.2	28.2	26.3
Sd (SqM)	0.033	0.033	0.05	0.05	0.033	0.033	0.05	0.05
BL TM	11.2	6.8	11.1	7.1	11.6	7.1	13	7.6
Qms	3	3.2	2.9	3.8	2.9	3.1	3.6	2.5
Qes	0.7	0.72	0.77	0.83	0.57	0.64	0.59	0.74
Qts	0.53	0.58	0.57	0.68	0.48	0.53	0.5	0.57
Vas (liters)	30.03	37.67	68.69	77.47	33.29	51.8	65.44	81.75
Cms (uM/N)	174.68	243.84	185.46	226.4	215.17	334.94	182.35	227.8
Mms (gms)	91.8	82.26	144.6	124.94	125.47	102.77	175.37	161.14
SPL	90dB	90dB	90dB	90dB	90dB	90dB	90dB	90dB
Impedance (ohms)	Single 4 ohm	Dual 4 ohm	Single 4 ohm	Dual 4 ohm	Single 4 ohm	Dual 4 ohm	Single 4 ohm	Dual 4 ohm

RMS Power Handling	200 watts	200 watts	200 watts	200 watts	400 watts	400 watts	400 watts	400 watts
PEAK Power Handling	400 watts	400 watts	400 watts	400 watts	800 watts	800 watts	800 watts	800 watts
Xmax (Peak to Peak)	20mm	20mm	20mm	20mm	30mm	30mm	30mm	30mm
Mounting Diameter	9 1/4in - 235mm	9 1/4in - 235mm	11 1/8in - 282mm	11 1/8in - 282mm	9 1/4in - 235mm	9 1/4in - 235mm	11 1/8in - 282mm	11 1/8in - 282mm
Mounting Depth	5in - 129mm	5in - 129mm	5 1/4in - 134mm	5 1/4in - 134mm	5in - 129mm	5in - 129mm	5 1/4in - 134mm	5 1/4in - 134mm

#### LIMITED WARRANTY

Phoenix Gold warrants this product to be free of defects in materials and workmanship for a period of one (1) year from the original date of purchase. This warranty is not transferable and applies only to the original purchaser from an authorized Phoenix Gold dealer in the United States of America only. Should service be necessary under this warranty for any reason due to manufacturing defect or malfunction, Phoenix Gold will (at its discretion), repair or replace the defective product with new or remanufactured product at no charge. Damage caused by the following is not covered under warranty: accident, misuse, abuse, product modification or neglect, failure to follow installation instructions, unauthorized repair attempts, misrepresentations by the seller. This warranty does not cover incidental or consequential damages and does not cover the cost of removing or reinstalling the unit(s). Cosmetic damage due to accident or normal wear and tear is not covered under warranty.

#### INTERNATIONAL WARRANTIES:

Products purchased outside the United States of America are covered only by that country's Authorized Phoenix Gold reseller and not by Phoenix Gold. Consumers needing service or warranty information for these products must contact that country's reseller for information.

# PHOENIX GOLD

Phoenix Gold  
A Division of AAMP of America™  
13190 56th Court  
Clearwater, Florida 33760  
P: 866-788-4237  
info@phoenixgold.com  
www.phoenixgold.com  
© 2010 AAMP of Florida, Inc

Designed and Engineered in the USA