

The Elna 6003:


a look at its innovations and exclusive features.



Automatic needle threader and drop-in bobbin



Extra presser foot lift



Accessory box



Free arm

- Up/down needle position
- Stitch completion and tie-off
- Reverse function
- Pre-set stitch width and length
- Adjustable tension
- Drop-in bobbin
- Automatic needle threader
- Adjustable foot pressure
- Fine adjustment
- Foot control with retractable cord
- Computer Display Screen brightness control
- Quilt stitch
- Hemstitches
- Memory and Mirror Image
- EXCLUSIVE. Elegant black carrying bag for hand or shoulder
- Lots of optional accessories
- EXCLUSIVE. Elastic gathering plate. Fagoting plate. Special bobbin case.

Elna customer service and warranty.

Elna offers personalized after-sales service on six continents by thousands of dealers, technicians and sewing specialists. Over five million people have chosen Elna for its quality, durability and reliability.

elna
SWISS DESIGN

Printed in Switzerland. Subject to change without notice. 096037-01


The new Elna 6003.



elna
SWISS DESIGN

Fabricate your designs.

Patchwork is as popular today as in the past and just as fascinating. Like a true artist, sewing lets you choose from a vast palette of colors, forms and materials. Today these works of art can be achieved easily with the new Elna 6003. Mix precision electronics, advanced technology and professional stitch quality to achieve the perfect blend of standards for a sewing machine worthy of the signature phrase, "Swiss Design" and the Elna 6003 is a perfect match for your budget. Create your masterpiece, fabricate your designs.




Scallops and decorative embroideries



3 buttonhole styles, straight stitch, zigzag stitch



Superstretch, supersewlock for assembling knit fabrics



Triple stretch stitch, top stitching, multiple zigzag



Quilt stitch for patchwork and applique stitch



Hemstitch and lace application (hairloom)



An impressive stitch selection. Choose one of the 10 basic stitches with the touch of a single key. Need something more decorative? Simply lift the top cover to reveal all your options. There is a total of 40 stitches and 3 buttonhole styles. Do you find presser feet confusing? The built-in sewing guide shows the various feet and when to use them.

Flawless buttonholes. There are three buttonhole styles – Classic, Keyhole and Stretch. Place your button in the buttonhole foot and the machine sews the proper size automatically. Both buttonhole sides are sewn in the same direction for a perfect result.

Computer display screen. Select your stitch – its number, length and width are shown. Press the "T" key and the screen will display the suggested presser foot and tension setting.

Tension and line adjustment. The tension may be manually changed but will not need to be adjusted in most instances. Fabric and thread choice may affect stitch formation. The line adjustment dial is sometimes used to lengthen or shorten a stitch.

Convenient horizontal rotary hook. Extremely easy, the horizontal rotary hook allows you to quickly drop in your bobbin and is protected by a transparent cover. A fast glance lets you see how much bobbin thread remains.

Automatic needle threader. Thread needles with confidence. No longer do you need to squint or fumble. Technology has eliminated the necessity of wearing your bifocal glasses.

Up/down needle key. Press the up/down needle key and control whether the machine stops with the needle up or down. It will also draw up the bobbin thread.

Auto-lock key. Press the auto-lock key and the machine will complete the design, tie-off and stop automatically.

Reverse key. Press the reverse key and the machine will sew in reverse until you release the key.

Foot pressure dial. Adjustable foot pressure is an often-requested feature. Stretch fabrics and layers of fabrics need less pressure to feed properly. Pressure is easily regulated by turning the dial.

Memory and mirror image. Computer memory allows you to combine stitches to express your originality. The advantage of a computerized machine is that all stitches are pre-set but may be modified. You can even mirror image the stitches.

Storage and accessories. There is a protected storage place for each presser foot under the top cover. All other accessories are stored in a box that serves as a sewing table. Very accessible.

Optional Elna exclusive accessories. Elastic gathering plate for applying elastic in one step. Footing plate for hairloom sewing and special bobbin case to sew decorative threads.