

DeltaFex™/DeltaFex™ Twin



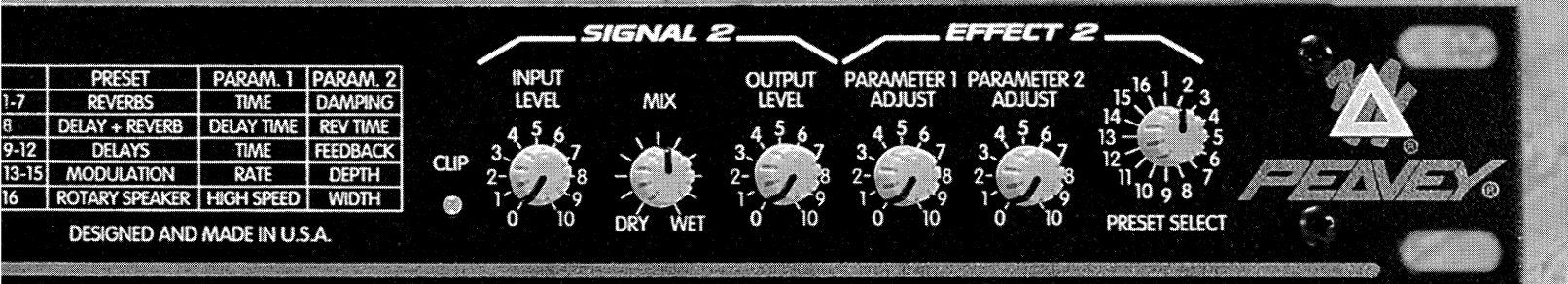
PRESET	PARAM. 1	PARAM. 2	PRESET	PARAM. 1	PARAM. 2
1 CHAMBER REVERB	TIME	DAMPING	9 BRIGHT DELAY	TIME	FEEDBACK
2 PLATE REVERB	TIME	DAMPING	10 WARM DELAY	TIME	FEEDBACK
3 ROOM REVERB	TIME	DAMPING	11 DARK DELAY	TIME	FEEDBACK
4 CATHEDRAL REVERB	TIME	DAMPING	12 PING PONG DELAY	TIME	FEEDBACK
5 SPRING REVERB	TIME	DAMPING	13 CHORUS	RATE	DEPTH
6 GATED REVERB	TIME	DAMPING	14 PHASER	RATE	DEPTH
7 REVERSE REVERB	TIME	DAMPING	15 FLANGE	RATE	DEPTH
8 DELAY + REVERB	DLY TIME	REV TIME	16 ROTARY SPEAKER	HIGH SPEED	WIDTH



• Digital Stereo Effects Processor



REVERBS	DELAYS
1 - CHAMBER	9 - BRIGHT
2 - PLATE	10 - WARM
3 - ROOM	11 - DARK
4 - CATHEDRAL	12 - PING PONG
5 - SPRING	
6 - GATED	MODULATION
7 - REVERSE	13 - CHORUS
	14 - PHASER
	15 - FLANGE
8 - DELAY+REVERB	16 - ROTARY



PRESET	PARAM. 1	PARAM. 2
1-7 REVERBS	TIME	DAMPING
8 DELAY + REVERB	DELAY TIME	REV TIME
9-12 DELAYS	TIME	FEEDBACK
13-15 MODULATION	RATE	DEPTH
16 ROTARY SPEAKER	HIGH SPEED	WIDTH

DESIGNED AND MADE IN U.S.A.

• Twin Digital Stereo Effects Processors



Intended to alert the user to the presence of uninsulated "dangerous voltage" within the product's enclosure that may be of sufficient magnitude to constitute a risk of electric shock to persons.



Intended to alert the user of the presence of important operating and maintenance (servicing) instructions in the literature accompanying the product.

CAUTION: Risk of electrical shock – DO NOT OPEN!

CAUTION: To reduce the risk of electric shock, do not remove cover. No user serviceable parts inside. Refer servicing to qualified service personnel.

WARNING: To prevent electrical shock or fire hazard, do not expose this appliance to rain or moisture. Before using this appliance, read the operating guide for further warnings.



Este símbolo tiene el propósito de alertar al usuario de la presencia de "(voltaje) peligroso" que no tiene aislamiento dentro de la caja del producto que puede tener una magnitud suficiente como para constituir riesgo de corrientazo.



Este símbolo tiene el propósito de alertar al usuario de la presencia de instrucciones importantes sobre la operación y mantenimiento en la literatura que viene con el producto.

PRECAUCION: Riesgo de corrientazo – No abra.

PRECAUCION: Para disminuir el riesgo de corrientazo, no abra la cubierta. No hay piezas adentro que el usuario pueda reparar. Deje todo mantenimiento a los técnicos calificados.

ADVERTENCIA: Para evitar corrientazos o peligro de incendio, no deje expuesto a la lluvia o humedad este aparato. Antes de usar este aparato, lea más advertencias en la guía de operación.



Ce symbole est utilisé pour indiquer à l'utilisateur la présence à l'intérieur de ce produit de tension non-isolée dangereuse pouvant être d'intensité suffisante pour constituer un risque de choc électrique.



Ce symbole est utilisé pour indiquer à l'utilisateur qu'il ou qu'elle trouvera d'importantes instructions sur l'utilisation et l'entretien (service) de l'appareil dans la littérature accompagnant le produit.

ATTENTION: Risques de choc électrique – NE PAS OUVRIR!

ATTENTION: Afin de réduire le risque de choc électrique, ne pas enlever le couvercle. Il ne se trouve à l'intérieur aucune pièce pouvant être réparée par l'utilisateur. Confier l'entretien à un personnel qualifié.

AVERTISSEMENT: Afin de prévenir les risques de décharge électrique ou de feu, n'exposez pas cet appareil à la pluie ou à l'humidité. Avant d'utiliser cet appareil, lisez les avertissements supplémentaires situés dans le guide.



Dieses Symbol soll den Anwender vor unisolierten gefährlichen Spannungen innerhalb des Gehäuses warnen, die von Ausreichender Stärke sind, um einen elektrischen Schlag verursachen zu können.



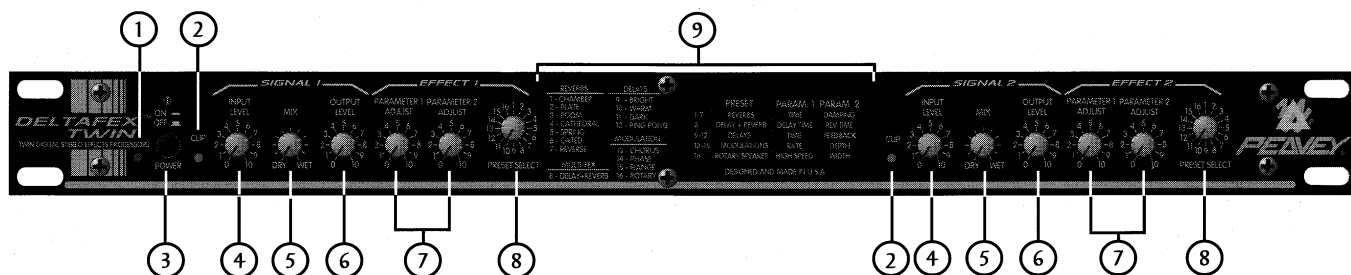
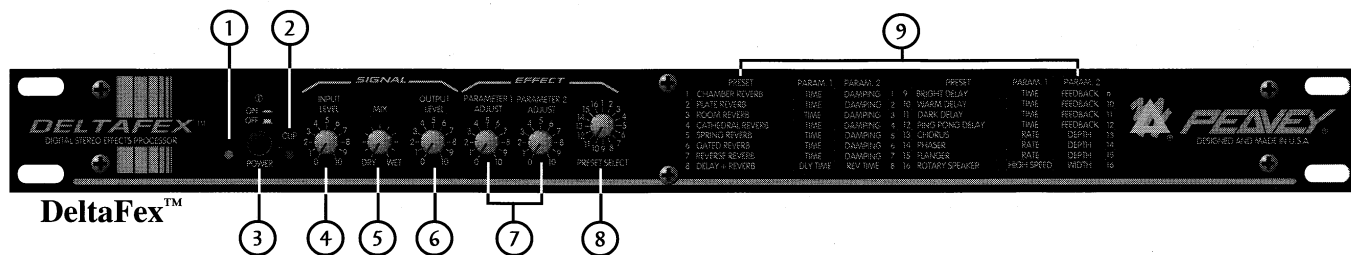
Dieses Symbol soll den Benutzer auf wichtige Instruktionen in der Bedienungsanleitung aufmerksam machen, die Handhabung und Wartung des Produkts betreffen.

VORSICHT: Risiko – Elektrischer Schlag! Nicht öffnen!

VORSICHT: Um das Risiko eines elektrischen Schlages zu vermeiden, nicht die Abdeckung entfernen. Es befinden sich keine Teile darin, die vom Anwender repariert werden könnten. Reparaturen nur von qualifiziertem Fachpersonal durchführen lassen.

ACHTUNG: Um einen elektrischen Schlag oder Feuergefahr zu vermeiden, sollte dieses Gerät nicht dem Regen oder Feuchtigkeit ausgesetzt werden. Vor Inbetriebnahme unbedingt die Bedienungsanleitung lesen.

ENGLISH



DeltaFex™ Twin

Thank you for purchasing the DeltaFex™/DeltaFex™ Twin. This unit is the best digital stereo effects processor value on the market today. Designed for live sound or home-studio applications, the DeltaFex™/DeltaFex™Twin delivers a great selection of effects allowing it to easily handle vocal, guitar, keyboard, and drum applications.

FRONT PANEL FEATURES

POWER LED (1)

Illuminates when AC power is being supplied to the unit.

LEVEL/CLIP LED (2)

Illuminates green when a signal is present. Illuminates red when the input signal level is within 6 dB of clipping. The input level should be adjusted so that the Clip LED illuminates red occasionally on input signal peaks. Continuous Clip LED illumination means there is a risk of distortion and/or reduced DSP performance.

POWER SWITCH (3)

Push on/push off switch. To turn the unit on, depress the switch until the Power LED (1) illuminates. Depress again to turn the unit off.

INPUT LEVEL CONTROL (4)

Adjusts the input sensitivity for optimum matching with the input signal. The level should be adjusted so the Clip LED illuminates red occasionally on input signal peaks. Failure to adjust the input level correctly may cause increased distortion and degraded signal-to-noise performance.

WET/DRY MIX CONTROL (5)

Adjusts from all dry (full counterclockwise) to all wet (full clockwise) with variable mix between. The 12 o'clock position yields a 1:1 mix ratio.

Note: An audible drop in signal level may occur at the 12 o'clock position due to cancellation of certain frequencies that are out of phase.

OUTPUT LEVEL CONTROL (6)

Adjusts the overall signal level available at the left and right outputs.

PARAMETER 1 AND 2 CONTROLS (7)

Adjusts the selected variable as indicated in the Effects Legend (9) (Delay Time, Phase Rate, etc.).

PRESET SELECT DIAL (8)

Allows selection of any of the 16 presets (effects) listed in the Effects Legend (9). Upon selecting a new preset, the Clip LED (2) will blink red indicating the effect has finished loading.

Note: Since there is no memory, whenever a new preset is selected, the effect will load whatever the *current* settings are for the parameter controls (7).


EFFECTS LEGEND (9)

A list of the 16 presets and the parameters (time, rate, etc.) that are controlled for each of the following presets/effects:

PRESET	NAME	PARAMETER 1	PARAMETER 2
1	Chamber	Time: 150 to 5,000 ms	Damping: 200 Hz to none
2	Plate	Time: 100 to 4,000 ms	Damping: 200 Hz to none
3	Room	Time: 150 to 5,000 ms	Damping: 200 Hz to none
4	Cathedral	Time: 100 to 8,000 ms	Damping: 200 Hz to none
5	Spring	Time: 150 to 5,000 ms	Damping: 200 Hz to none
6	Gate	Time: 150 to 500 ms	Damping: 200 Hz to none
7	Reverse	Time: 150 to 500 ms	Damping: 200 Hz to none
8	Delay + Reverb	Delay Time: 0 to 225 ms	Reverb Time: 0 to 5,000 ms
9	Bright Delay	Time: 0 to 500 ms	Feedback: 0 to 99%
10	Warm Delay	Time: 0 to 500 ms	Feedback: 0 to 99%
11	Dark Delay	Time: 0 to 500 ms	Feedback: 0 to 99%
12	Ping Pong Delay	Time: 0 to 500 ms	Feedback: 0 to 99%
13	Chorus	Rate: 0.125 to 8 Hz	Depth: 0 to 100%
14	Phaser	Rate: 0.250 to 16 Hz	Depth: 0 to 100%
15	Flange	Rate: 0.10 to 2.5 Hz	Depth: 0 to 100%
16	Rotary Speaker	High Speed: 0.50 to 25 Hz	Width: 0 to 100%

Rear Panel:

DELTA FEX™



DELTA FEX™ TWIN



REAR PANEL FEATURES

DEFEAT/ROTARY SPEAKER SPEED JACK (10)

A 1/4" input for connecting an optional push on/push off footswitch (Peavey part #5100) for remote defeat of all effects except Rotary Speaker. This defeat feature mutes the **input** to the effects processor and thereby allows reverb tails (and other similar effects) to fade normally. When the Rotary Speaker preset is selected, the footswitch selects the rotary speaker speed and allows morphing between the low and high speeds.

AUDIO OUTPUTS—LEFT & RIGHT (11)

1/4" Left/Mono, Right output jacks. For mono operation, use the Left/Mono output, which passively sums the stereo image from the two outputs into the Left/Mono output (as long as nothing is plugged into the Right output jack).

AUDIO INPUTS—LEFT & RIGHT (12)

1/4" Left/Mono, Right input jacks. For mono operation, use the Left/Mono input, which splits the left input into the right signal chain (as long as no signal is plugged into the Right input jack).

POWER SUPPLY CONNECTOR (13)

16.5 V AC, 1100 mA external power supply input. Use only the external, wallmount supply provided (Peavey part #70900660).

Caution: Use only the 16.5 volt power supply provided with this product. If the original power supply must be replaced, consult your Peavey dealer or the factory for the correct replacement. Failure to use the correct power supply could result in fire, shock hazard, extensive circuit damage, decreased performance, or non-operation.

SPECIFICATIONS

Frequency Response:

Dry Signal: 20 Hz to 20 kHz
Effect Signal: 20 Hz to 15.6 kHz

A/D and D/A Conversion:

Rate: 31.25 kHz
Quantization: 16 bit

Signal-to-Noise Ratio:

Dry Signal: 108 dB (unweighted) minimum
Effect Signal: 85 dB (unweighted) minimum

Inputs:

Left/Mono, Right: -20 dBV minimum,
+10 dBV maximum
Impedance: 1M ohm

Outputs:

Left/Mono, Right: +6 dBV maximum
Impedance: 1K ohm

Headroom:

Clip: -6 dB down from maximum

Dimensions & Weight:


1.75" H x 19" W x 5.25" D
3.50 lbs.




*Due to our efforts for constant improvements,
features and specifications listed herein are subject to change without notice.*

Tone Settings


CHAMBER




ACOUSTIC GUITAR



ROCK GUITAR




PERCUSSION




Shaded areas indicate typical control setting range.

Tone Settings


ROOM




ACOUSTIC GUITAR



ROCK GUITAR




PERCUSSION




Shaded areas indicate typical control setting range.

Tone Settings


CATHEDRAL




ACOUSTIC GUITAR



VOCAL




PERCUSSION




Shaded areas indicate typical control setting range.

Tone Settings


SPRING




SURF MUSIC



GATE




SNARE




Shaded areas indicate typical control setting range.

Tone Settings


REVERSE



ACOUSTIC GUITAR




ROCK GUITAR




Shaded areas indicate typical control setting range.

Tone Settings


DELAY+REVERB



ACOUSTIC GUITAR




ROCK GUITAR




Shaded areas indicate typical control setting range.

Tone Settings


BRIGHT DELAY




COUNTRY GUITAR



VOCAL




ROCK GUITAR




Shaded areas indicate typical control setting range.

Tone Settings


WARM DELAY



ROCK GUITAR




VOCAL




Shaded areas indicate typical control setting range.

Tone Settings


DARK DELAY




ROCK GUITAR



PLATE




VOCAL




Shaded areas indicate typical control setting range.

Tone Settings


PING PONG



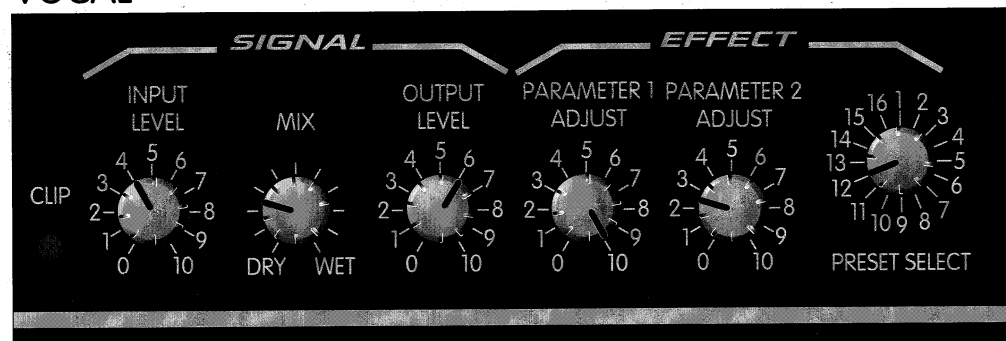
ACOUSTIC GUITAR



ROCK GUITAR




VOCAL




Shaded areas indicate typical control setting range.

Tone Settings


CHORUS




ACOUSTIC GUITAR



ROCK GUITAR




BASS GUITAR




Shaded areas indicate typical control setting range.

Tone Settings


PHASER




ACOUSTIC GUITAR



ROCK GUITAR




BASS GUITAR




Shaded areas indicate typical control setting range.

Tone Settings


FLANGE



ACOUSTIC GUITAR




ROCK GUITAR




Shaded areas indicate typical control setting range.

Tone Settings


ROTARY SPEAKER




SLOW ROTARY SPEAKER



FAST ROTARY SPEAKER



MORPHING ROTARY SPEAKER FOR FOOT SWITCH SPEED CHANGE



Shaded areas indicate typical control setting range.

THIS LIMITED WARRANTY VALID ONLY WHEN PURCHASED AND REGISTERED IN THE UNITED STATES OR CANADA. ALL EXPORTED PRODUCTS ARE SUBJECT TO WARRANTY AND SERVICES TO BE SPECIFIED AND PROVIDED BY THE AUTHORIZED DISTRIBUTOR FOR EACH COUNTRY.

Ces clauses de garantie ne sont valables qu'aux Etats-Unis et au Canada. Dans tous les autres pays, les clauses de garantie et de maintenance sont fixées par le distributeur national et assurées par lui selon la législation en vigueur. •• Diese Garantie ist nur in den USA und Kanada gültig. Alle Export-Produkte sind der Garantie und dem Service des Importeurs des jeweiligen Landes unterworfen. •• Esta garantía es válida solamente cuando el producto es comprado en E.U. continentales o en Canada. Todos los productos que sean comprados en el extranjero, están sujetos a las garantías y servicio que cada distribuidor autorizado determine y ofrezca en los diferentes países.

PEAVEY ONE-YEAR LIMITED WARRANTY/REMEDY

PEAVEY ELECTRONICS CORPORATION ("PEAVEY") warrants this product, EXCEPT for covers, footswitches, patchcords, tubes and meters, to be free from defects in material and workmanship for a period of one (1) year from date of purchase, PROVIDED, however, that this limited warranty is extended only to the original retail purchaser and is subject to the conditions, exclusions, and limitations hereinafter set forth:

PEAVEY 90-DAY LIMITED WARRANTY ON TUBES AND METERS

If this product contains tubes or meters, Peavey warrants the tubes or meters contained in the product to be free from defects in material and workmanship for a period of ninety (90) days from date of purchase; PROVIDED, however, that this limited warranty is extended only to the original retail purchaser and is also subject to the conditions, exclusions, and limitations hereinafter set forth.

CONDITIONS, EXCLUSIONS, AND LIMITATIONS OF LIMITED WARRANTIES

These limited warranties shall be void and of no effect, if:

- a. The first purchase of the product is for the purpose of resale; or
- b. The original retail purchase is not made from an AUTHORIZED PEAVEY DEALER; or
- c. The product has been damaged by accident or unreasonable use, neglect, improper service or maintenance, or other causes not arising out of defects in material or workmanship; or
- d. The serial number affixed to the product is altered, defaced, or removed.

In the event of a defect in material and/or workmanship covered by this limited warranty, Peavey will:

- a. In the case of tubes or meters, replace the defective component without charge.
- b. In other covered cases (i.e., cases involving anything other than covers, footswitches, patchcords, tubes or meters), repair the defect in material or workmanship or replace the product, at Peavey's option; and provided, however, that, in any case, all costs of shipping, if necessary, are paid by you, the purchaser.

THE WARRANTY REGISTRATION CARD SHOULD BE ACCURATELY COMPLETED AND MAILED TO AND RECEIVED BY PEAVEY WITHIN FOURTEEN (14) DAYS FROM THE DATE OF YOUR PURCHASE.

In order to obtain service under these warranties, you must:

- a. Bring the defective item to any PEAVEY AUTHORIZED DEALER or AUTHORIZED PEAVEY SERVICE CENTER and present therewith the ORIGINAL PROOF OF PURCHASE supplied to you by the AUTHORIZED PEAVEY DEALER in connection with your purchase from him of this product.

If the DEALER or SERVICE CENTER is unable to provide the necessary warranty service you will be directed to the nearest other PEAVEY AUTHORIZED DEALER or AUTHORIZED PEAVEY SERVICE CENTER which can provide such service.

OR

- b. Ship the defective item, prepaid, to:

PEAVEY ELECTRONICS CORPORATION
International Service Center
326 Hwy. 11 & 80 East
Meridian, MS 39301

including therewith a complete, detailed description of the problem, together with a legible copy of the original PROOF OF PURCHASE and a complete return address. Upon Peavey's receipt of these items: If the defect is remedial under these limited warranties and the other terms and conditions expressed herein have been complied with, Peavey will provide the necessary warranty service to repair or replace the product and will return it, FREIGHT COLLECT, to you, the purchaser.

Peavey's liability to the purchaser for damages from any cause whatsoever and regardless of the form of action, including negligence, is limited to the actual damages up to the greater of \$500.00 or an amount equal to the purchase price of the product that caused the damage or that is the subject of or is directly related to the cause of action. Such purchase price will be that in effect for the specific product when the cause of action arose. This limitation of liability will not apply to claims for personal injury or damage to real property or tangible personal property allegedly caused by Peavey's negligence. Peavey does not assume liability for personal injury or property damage arising out of or caused by a non-Peavey alteration or attachment, nor does Peavey assume any responsibility for damage to interconnected non-Peavey equipment that may result from the normal functioning and maintenance of the Peavey equipment.

UNDER NO CIRCUMSTANCES WILL PEAVEY BE LIABLE FOR ANY LOST PROFITS, LOST SAVINGS, ANY INCIDENTAL DAMAGES, OR ANY CONSEQUENTIAL DAMAGES ARISING OUT OF THE USE OR INABILITY TO USE THE PRODUCT, EVEN IF PEAVEY HAS BEEN ADVISED OF THE POSSIBILITY OF SUCH DAMAGES.

THESE LIMITED WARRANTIES ARE IN LIEU OF ANY AND ALL WARRANTIES, EXPRESSED OR IMPLIED, INCLUDING, BUT NOT LIMITED TO, THE IMPLIED WARRANTIES OF MERCHANTABILITY AND FITNESS FOR A PARTICULAR USE; PROVIDED, HOWEVER, THAT IF THE OTHER TERMS AND CONDITIONS NECESSARY TO THE EXISTENCE OF THE EXPRESSED, LIMITED WARRANTIES, AS HEREINABOVE STATED, HAVE BEEN COMPLIED WITH, IMPLIED WARRANTIES ARE NOT DISCLAIMED DURING THE APPLICABLE ONE-YEAR OR NINETY-DAY PERIOD FROM DATE OF PURCHASE OF THIS PRODUCT.

SOME STATES DO NOT ALLOW LIMITATION ON HOW LONG AN IMPLIED WARRANTY LASTS, OR THE EXCLUSION OR LIMITATION OF INCIDENTAL OR CONSEQUENTIAL DAMAGES, SO THE ABOVE LIMITATIONS OR EXCLUSIONS MAY NOT APPLY TO YOU. THESE LIMITED WARRANTIES GIVE YOU SPECIFIC LEGAL RIGHTS, AND YOU MAY ALSO HAVE OTHER RIGHTS WHICH MAY VARY FROM STATE TO STATE.

THESE LIMITED WARRANTIES ARE THE ONLY EXPRESSED WARRANTIES ON THIS PRODUCT, AND NO OTHER STATEMENT, REPRESENTATION, WARRANTY, OR AGREEMENT BY ANY PERSON SHALL BE VALID OR BINDING UPON PEAVEY.

In the event of any modification or disclaimer of expressed or implied warranties, or any limitation of remedies, contained herein conflicts with applicable law, then such modification, disclaimer or limitation, as the case may be, shall be deemed to be modified to the extent necessary to comply with such law.

Your remedies for breach of these warranties are limited to those remedies provided herein and Peavey Electronics Corporation gives this limited warranty only with respect to equipment purchased in the United States of America.

INSTRUCTIONS — WARRANTY REGISTRATION CARD

1. Mail the completed WARRANTY REGISTRATION CARD to:

PEAVEY ELECTRONICS CORPORATION
P.O. BOX 2898
Meridian, MS 39302-2898

- a. Keep the PROOF OF PURCHASE. In the event warranty service is required during the warranty period, you will need this document. There will be no identification card issued by Peavey Electronics Corporation.
2. IMPORTANCE OF WARRANTY REGISTRATION CARDS AND NOTIFICATION OF CHANGES OF ADDRESSES:
 - a. Completion and mailing of WARRANTY REGISTRATION CARDS — Should notification become necessary for any condition that may require correction, the REGISTRATION CARD will help ensure that you are contacted and properly notified.
 - b. Notice of address changes — If you move from the address shown on the WARRANTY REGISTRATION CARD, you should notify Peavey of the change of address so as to facilitate your receipt of any bulletins or other forms of notification which may become necessary in connection with any condition that may require dissemination of information or correction.
3. You may contact Peavey directly by telephoning (601) 483-5365.

IMPORTANT SAFETY INSTRUCTIONS

WARNING: When using electric products, basic cautions should always be followed, including the following:

1. Read all safety and operating instructions before using this product.
2. All safety and operating instructions should be retained for future reference.
3. Obey all cautions in the operating instructions and on the back of the unit.
4. All operating instructions should be followed.
5. This product should not be used near water, i.e., a bathtub, sink, swimming pool, wet basement, etc.
6. This product should be located so that its position does not interfere with its proper ventilation. It should not be placed flat against a wall or placed in a built-in enclosure that will impede the flow of cooling air.
7. This product should not be placed near a source of heat such as a stove, radiator, or another heat producing amplifier.
8. Connect only to a power supply of the type marked on the unit adjacent to the power supply cord.
9. Never break off the ground pin on the power supply cord. For more information on grounding, write for our free booklet "Shock Hazard and Grounding."
10. Power supply cords should always be handled carefully. Never walk or place equipment on power supply cords. Periodically check cords for cuts or signs of stress, especially at the plug and the point where the cord exits the unit.
11. The power supply cord should be unplugged when the unit is to be unused for long periods of time.
12. If this product is to be mounted in an equipment rack, rear support should be provided.
13. Metal parts can be cleaned with a damp rag. The vinyl covering used on some units can be cleaned with a damp rag or an ammonia-based household cleaner if necessary. Disconnect unit from power supply before cleaning.
14. Care should be taken so that objects do not fall and liquids are not spilled into the unit through the ventilation holes or any other openings.
15. This unit should be checked by a qualified service technician if:
 - a. The power supply cord or plug has been damaged.
 - b. Anything has fallen or been spilled into the unit.
 - c. The unit does not operate correctly.
 - d. The unit has been dropped or the enclosure damaged.
16. The user should not attempt to service this equipment. All service work should be done by a qualified service technician.
17. This product should be used only with a cart or stand that is recommended by Peavey Electronics.
18. Exposure to extremely high noise levels may cause a permanent hearing loss. Individuals vary considerably in susceptibility to noise induced hearing loss, but nearly everyone will lose some hearing if exposed to sufficiently intense noise for a sufficient time. The U.S. Government's Occupational Safety and Health Administration (OSHA) has specified the following permissible noise level exposures.

Duration Per Day In Hours	Sound Level dBA, Slow Response
8	90
6	92
4	95
3	97
2	100
1 1/2	102
1	105
1/2	110
1/4 or less	115

According to OSHA, any exposure in excess of the above permissible limits could result in some hearing loss. Ear plugs or protectors in the ear canals or over the ears must be worn when operating this amplification system in order to prevent a permanent hearing loss if exposure is in excess of the limits as set forth above. To ensure against potentially dangerous exposure to high sound pressure levels, it is recommended that all persons exposed to equipment capable of producing high sound pressure levels such as this amplification system be protected by hearing protectors while this unit is in operation.


SAVE THESE INSTRUCTIONS!



Features and specifications subject to change without notice.



Peavey Electronics Corporation 711 A Street / Meridian, MS 39301 / U.S.A. / (601) 483-5365 / Fax 486-1278



80300496