

CITIZEN
Micro HumanTech

ELECTRONIC CALCULATOR

SDC-640II

Instruction Manual
Manual de Instrucciones
Livro de Especificacoes
Anweisungshandbuch
Manuel d'instructions
Istruzioni all'Uso
Gebruiksaanwijzing
Manual
Инструкция по эксплуатации
Instrkcja Obslugi
دليل الإرشادات
Peraturan pemakaian
指导说明书

CITIZEN SYSTEMS JAPAN CO., LTD.

6-1-12, Tanashi-cho, Nishi-Tokyo-Shi,
Tokyo 188-8511, Japan
E-mail: sales-oe@systems.citizen.co.jp
<http://www.citizen-systems.co.jp/>

CITIZEN is a registered trademark of CITIZEN Holdings CO., LTD., Japan.
CITIZEN es una marca registrada de CITIZEN Holdings CO., LTD., Japón.
Design and specifications are subject to change without notice.
西铁城和CITIZEN是日本法人西铁城控股株式会社的注册商标



Printed in China

HDBMD494131 XXX

* POWER SUPPLY	English
-----------------------	----------------

CITIZEN model SDC-640II is a dual-powered (high power solar + back-up battery) calculator operative under any lighting conditions.

-Auto power-off function-

The calculator switches the power off automatically if there has been no key entry for about 6 minutes.

-Battery change-

If the back-up battery needs to be changed, open the lower cabinet to remove the old battery and insert a new battery in the indicated polarity. After changing battery, please use a metal, elliptical object to press the RESET pad on printed circuit board.

* KEY INDEX	English
--------------------	----------------

$\left[\frac{ON}{C} \right]$: Power on / Clear key.

$[CE]$: Clear entry.

$[00 \rightarrow 0]$: Shift-back key.

$[M+]$: Memory plus key.

$[M-]$: Memory minus key.

$[+ / -]$: \pm Sign change key

$[MR]$: Memory recall key

$[MC]$: Memory clear key.

$[MU]$: Price Mark-up/down key

$[MII+]$ $[MII-]$ $[MII \frac{\square}{\square}]$: The Second Memory Key

$\frac{A 0 2 3 F}{\square \square \square \square}$

Decimal place selection switch

- F -

Floating decimal mode

- 0 - 2 - 3 -

Fixed decimal mode

- A -

ADD-mode automatically enters the monetary decimal in addition and subtraction calculations

$\frac{\uparrow 5/4 \downarrow}{\square \square}$

Round-up / Round-off / Round-down switch

The Signs Of The Display Mean The Following:

MEMORY: The first memory loaded.

-MINUS: Minus (or negative)

MEMORYII: The second memory loaded.

ERROR: Overflow-error.

* OPERATION EXAMPLES	English
-----------------------------	----------------

1. Calculation Examples

Before performing each calculation, press the $\left[\frac{ON}{C} \right]$ key.

	Example	Key operation	Display
$\frac{\uparrow 5/4 \downarrow}{\square \square}$	$1 \times 2 \times 3 = 6$	$\left[\frac{ON}{C} \right]$	0.
		$1 [x] 2 [x] 3 [=]$	6.
$\frac{A 0 2 3 F}{\square \square \square \square}$	$2 \times 3 = 6$	$\left[\frac{ON}{C} \right]$	0.
	$2 + 4 + 6 = 12$	$2 [x] 2 [CE] 3 [=]$	6.
		$2 [+] 3 [+] 6 \left[\frac{ON}{C} \right]$	0.
		$2 [+] 4 [+] 6 [=]$	12.
	1234×100	$12345 [00 \rightarrow 0]$	1'234
	$= 123,400$	$[x] 100 [=]$	123'400
	$5 \times 3 \div 0.2 = 75$	$5 [x] 3 [\div] 0.2 [=]$	75.
	$300 \times 27\% = 81$	$300 [x] 27 [\%]$	81.
	$\frac{11.2}{56} \times 100\% = 20\%$	$11.2 [\div] 56 [\%]$	20.
	$30 + (30 \times 40\%) = 42$	$30 [+] 40 [\%]$	42.
	$30 - (30 \times 40\%) = 18$	$30 [-] 40 [\%]$	18.
	$5^2 = 625$	$5 [x] [=] [=] [=]$	625.
$\frac{A 0 2 3 F}{\square \square \square \square}$	$\$14.90 + \$0.35 - \$1.45$	$1490 [+] 35 [-] 145 [+]$	
	$+ \$12.05 = \25.85	$1205 [=]$	25.85
$\frac{\uparrow 5/4 \downarrow}{\square \square}$	$1 / 30 = 0.0333....$	$30 [\div] [=]$	0.03
$\frac{A 0 2 3 F}{\square \square \square \square}$	$\frac{1}{(2 \times 5 - 4)} = 0.166....$	$2 [x] 5 [-] 4 [\div] [=]$	0.16

2. Memory Calculation

$\frac{\uparrow 5/4 \downarrow}{\square \square}$	$(12 \times 4) -$	$\left[\frac{ON}{C} \right]$		
	$(20 \div 2) = 38$	$12 [x] 4 [M+] 20 [\div] 2 [M-]$	MEMORY	10.
$\frac{A 0 2 3 F}{\square \square \square \square}$		$[MR]$	MEMORY	38.
		$[MC] [CE]$		0.
	$15 \times 2 = 30$	$15 [x] 2 [M+] 20 [x] 3 [M+]$	MEMORY	60.
	$20 \times 3 = 60$	$25 [x] 4 [M+]$	MEMORY	100.
	$25 \times 4 = 100$	$[MR]$	MEMORY	190.
	(total A = 190)	$10 [\div] 5 [MII+] 4 [x] 2 [MII+]$	MEMORY MEMORY II	8.
	$10 \div 5 = 2$	$[MII \frac{\square}{\square}]$	MEMORY MEMORY II	10.
	$4 \times 2 = 8$	$[MR] [+]$	MEMORY MEMORY II	190.
	(total B = 10)	$[MII \frac{\square}{\square}]$	MEMORY MEMORY II	10.
	$A \div B = 19$	$[=]$	MEMORY MEMORY II	19.
		$[MII \frac{\square}{\square}] [MII \frac{\square}{\square}] [MC] \left[\frac{ON}{C} \right]$		0.

3. Constant Calculation

$\frac{\uparrow 5/4 \downarrow}{\square \square}$	$2 + 3 = 5$	$2 [+] 3 [=]$	5.00
	$4 + 3 = 7$	$4 [=]$	7.00
$\frac{A 0 2 3 F}{\square \square \square \square}$	$3 \times 4.111 = 12.333$	$3 [x] 4.111 [=]$	12.34
	$3 \times 6 = 18$	$6 [=]$	18.00

4. Overflow Error Clear

12345678901234	123456789012345	ERROR	$12'345'678'901'234$
$\times 100$	$[00 \rightarrow 0] [x] 100 [=]$	ERROR	12.345678901234
$= 1234567890123400$	$\left[\frac{ON}{C} \right]$		0.

5. PRICE MARK-UP & DOWN CALCULATION

$\frac{\uparrow 5/4 \downarrow}{\square \square}$	$200 + (P \times 20\%) = P$	$200 [\div] 20 [MU]$	250.
	$P = \frac{200}{1 - 20\%} = 250$	$[MU]$	50.
$\frac{A 0 2 3 F}{\square \square \square \square}$	$250 - 200 = 50$		
	$125 - (P \times 20\%) = P$	$125 [\div] 25 [+/-] [MU]$	100.
	$P = \frac{125}{1 + 25\%} = 100$	$[MU]$	25.
	$125 - 100 = 25$		

6. DELTA PERCENT

$\frac{\uparrow 5/4 \downarrow}{\square \square}$	$\frac{180 - 150}{150} \times 100\%$	$180 [-] 150 [MU]$	20.
$\frac{A 0 2 3 F}{\square \square \square \square}$	$= 20\%$		

*** ALIMENTACIÓN** **Español**

Modelo CITIZEN SDC-640II funciona gracias a un mecanismo de doble carga (luz solar y batería de apoyo), lo cual le permite operar bajo cualquier condición de iluminación.


-Función de desconexión automática-

La calculadora se apaga automáticamente si no ha sido utilizada durante 6 minutos aproximadamente.

-Reemplazado de la pila-

Si la pila de apoyo necesita ser reemplazada, quite los tornillos del departamento inferior y sustituya la pila gastada por una nueva. Coloque la pila en su posición correcta, con la polaridad indicada. Después de cambiar la batería pulse la almohadilla RESET en la tarjeta de circuito impreso con un objeto metálico elíptico.

*** TECLADO INFORMATIVO** **Español**

 : Tecla de encendido / Tecla de borrar entrada.

[CE] : Borrar.

[MU] : Tecla de subir o bajar precios

[00→0] : Tecla de anular el dígito ultimado.

[M+] : Tecla de memoria positiva. [M-] : Tecla de memoria negativa.

[+ / -] : ± Tecla de cambio de signo

[MR] : Tecla de llamada de memoria

[MC] : Tecla de limpieza de memoria


[MII+] [MII-] [MII $\frac{\square}{\square}$] : Tecla de la segunda memoria

 Selector del lugar decimal

- F - Modo decimal flotante

- 0 - 2 - 3 - Modo decimal flotante

- A - Modo ADD: ingresa automáticamente el decimal monetario en cálculos de suma y resta

 Redondeo hacia arriba / Sin redondeo / Redondeo hacia abajo

Los signos del visor significan lo siguiente:

-MINUS : Menos (o negativo)


ERROR : Error de desbordamiento.






MEMORY : La primera memoria está cargada.

MEMORYII : La segunda memoria está cargada.






*** EJEMPLO DE FUNCIONES** **Español**

1. Ejemplos de calculación



Presione la tecla  antes de cada cálculo.

Ejemplo	Operación con la tecla	Visualización
 1 x 2 x 3 = 6	 1 [x] 2 [x] 3 [=]	0. 6.
 2 x 3 = 6	 2 [x] 2 [CE] 3 [=]	0. 6.
2 + 4 + 6 = 12	2 [+] 3 [+] 6  2 [+] 4 [+] 6 [=]	0. 12.
1234 x 100	12345 [00→0]	1'234
= 123,400	[x] 100 [=]	123'400
5 x 3 ÷ 0.2 = 75	5 [x] 3 [-] 0.2 [=]	75.
300 x 27% = 81	300 [x] 27 [%]	81.
$\frac{11.2}{56}$ x 100% = 20%	11.2 [-] 56 [%]	20.
30 + (30 x 40%) = 42	30 [+] 40 [%]	42.
30 - (30 x 40%) = 18	30 [-] 40 [%]	18.
5 ⁴ = 625	5 [x] [=] [=] [=]	625.
\$14.90 + \$0.35 - \$1.45	1490 [+] 35 [-] 145 [+]	
+ \$12.05 = \$25.85	1205 [=]	25.85
$\frac{1}{30}$ = 0.0333....	30 [-] [=]	0.03
$\frac{1}{(2 \times 5 - 4)}$ = 0.166....	2 [x] 5 [-] 4 [-] [=]	0.16


2. Cálculo de memoria

 (12 x 4) -		0.
(20 ÷ 2) = 38	12 [x] 4 [M+] 20 [-] 2 [M-]	MEMORY 10.
 15 x 2 = 30	[MR]	MEMORY 38.
20 x 3 = 60	[MC] [CE]	0.
25 x 4 = 100	[MC] [CE]	0.
(total A = 190)	10 [-] 5 [MII+] 4 [x] 2 [MII+]	MEMORY MEMORY II 8.
10 ÷ 5 = 2	[MII $\frac{\square}{\square}$] [=]	MEMORY MEMORY II 10.
4 x 2 = 8	[MR] [-]	MEMORY MEMORY II 190.
(total B = 10)	[MII $\frac{\square}{\square}$] [=]	MEMORY MEMORY II 10.
A ÷ B = 19	[MII $\frac{\square}{\square}$] [MC] 	MEMORY MEMORY II 19.
	[MII $\frac{\square}{\square}$] [MII $\frac{\square}{\square}$] [MC] 	0.



3. Constante

 2 + 3 = 5	2 [+] 3 [=]	5.00
4 + 3 = 7	4 [=]	7.00
 3 x 4.111 = 12.333	3 [x] 4.111 [=]	12.34
3 x 6 = 18	6 [=]	18.00



4. Limpieza de error de desbordamiento

12345678901234	123456789012345	ERROR	12'345'678'901'234
x 100	[00→0] [x] 100 [=]	ERROR	12.345678901234
= 1234567890123400			0.

5. CÁLCULO DE SUBIR O BAJAR PRECIOS

 200+(P x 20%)=P	200 [+] 20 [MU]	250.
$P = \frac{200}{1-20\%} = 250$	[MU]	50.
 250-200 = 50		
125-(P x 20%)=P	125 [-] 25 [+/-] [MU]	100.
$P = \frac{125}{1+25\%} = 100$	[MU]	25.
125-100 = 25		

6. PORCENTAJE DELTA

 $\frac{180-150}{150}$ x 100%	180 [-] 150 [MU]	20.
 = 20%		

*** FONTE DE ALIMENTAÇÃO** **Português**

CITIZEN modelo SDC-640II tem dupla fonte de alimentação de energia (energia solar e bateria de reserva), permitindo operar sob qualquer condição de iluminação.

-Função Auto power-off(desligamento automático)-

A calculadora desliga automaticamente, caso nenhum a tecla seja utilizada por aproximadamente 6 minutos.

-Troca de bateria-

Se for necessário trocar a bateria de reserva, remova a bateria usada, abrindo a tampa inferior e coloque uma bateria nova, observando a polaridade indicada. Depois de trocar a bateria, use um objeto metálico e elíptico para pressionar a tecla RESET na placa de circuito impresso.

*** ÍNDICE DE TECLAS** **Português**

[$\frac{ON}{C}$] : Power on / Clear key.

[CE] :Limpar.

[MU] : Tecla para Marca Preço para cima/baixo

[00→0] : Tecla de mudança de dígito.

[M+] : Tecla de mais da memória.


[M-] : Tecla de menos da memória.

[+ / -] : Tecla para mudar Sinal ±

[MR] : Tecla da chamada da memória.

[MC] : Tecla para limpar a memória.

[MII+] [MII-] [MII $\frac{\Sigma}{\Sigma}$] : A Segunda Tecla de Memória


 Computador para seleção de casa decimal

- F - Modalidade de decimal flutuante

- 0 - 2 - 3 - Modalidade de decimal fixo

- A - Modalidade ADICIONAR entra automaticamente a decimal monetária em cálculos de adição e subtração.

\uparrow 5/4 \downarrow Arredondamento para cima / Truncamento /

 Arredondamento para baixo

Os Sinais do Visor Significam o Seguinte:

-MINUS : Menos (ou negativo)

ERROR : Erro por transbordamento.



MEMORY : A primeira memória carregada.

MEMORYII : A segunda memória carregada


*** EXEMPLOS DE OPERAÇÃO** **Português**

1.Exemplo de calculos



Antes de executar cada cálculo, pressione a tecla [$\frac{ON}{C}$].

Exemplo	Operação com a tecla	Visualização
 1 x 2 x 3 = 6	[$\frac{ON}{C}$] 1 [x] 2 [x] 3 [=]	0. 6.
 2 x 3 = 6	[$\frac{ON}{C}$] 2 [x] 2 [CE] 3 [=]	0. 6.
2 + 4 + 6 = 12	2 [+] 3 [+] 6 [$\frac{ON}{C}$]	0.
1234 x 100	2 [+] 4 [+] 6 [=]	12.
= 123,400	12345 [00→0]	1'234
5 x 3 ÷ 0.2 = 75	[x] 100 [=]	123'400
300 x 27% = 81	5 [x] 3 [÷] 0.2 [=]	75.
$\frac{11.2}{56}$ x 100% = 20%	300 [x] 27 [%]	81.
30 + (30 x 40%) = 42	11.2 [÷] 56 [%]	20.
30 - (30 x 40%) = 18	30 [+] 40 [%]	42.
5 ⁴ = 625	30 [-] 40 [%]	18.
\$14.90 + \$0.35 - \$1.45	5 [x] [=] [=] [=]	625.
+ \$12.05 = \$25.85	1490 [+] 35 [-] 145 [+]	
1 / 30 = 0.0333....	1205 [=]	25.85
$\frac{1}{(2 \times 5 - 4)}$ = 0.166....	30 [÷] [=]	0.03
	2 [x] 5 [-] 4 [÷] [=]	0.16

2.Memória

 (12 x 4) -	[$\frac{ON}{C}$]	0.
(20 ÷ 2) = 38	12 [x] 4 [M+] 20 [÷] 2 [M-]	MEMORY 10.
	[MR]	MEMORY 38.
	[MC] [CE]	0.
15 x 2 = 30	15 [x] 2 [M+] 20 [x] 3 [M+]	MEMORY 60.
20 x 3 = 60	25 [x] 4 [M+]	MEMORY 100.
25 x 4 = 100	[MR]	MEMORY 190.
(total A = 190)	10 [÷] 5 [MII+] 4 [x] 2 [MII+]	MEMORY MEMORY II 8.
10 ÷ 5 = 2	[MII $\frac{\Sigma}{\Sigma}$]	MEMORY MEMORY II 10.
4 x 2 = 8	[MR] [÷]	MEMORY MEMORY II 190.
(total B = 10)	[MII $\frac{\Sigma}{\Sigma}$]	MEMORY MEMORY II 10.
A ÷ B = 19	[=]	MEMORY MEMORY II 19.
	[MII $\frac{\Sigma}{\Sigma}$] [MII $\frac{\Sigma}{\Sigma}$] [MC] [$\frac{ON}{C}$]	0.



3.Constante

 2 + 3 = 5	2 [+] 3 [=]	5.00
4 + 3 = 7	4 [=]	7.00
 3 x 4.111 = 12.333	3 [x] 4.111 [=]	12.34
3 x 6 = 18	6 [=]	18.00



4. Erro por transbordamento

12345678901234	123456789012345	ERROR	12'345'678'901'234
x 100	[00→0] [x] 100 [=]	ERROR	12.345678901234
= 1234567890123400	[$\frac{ON}{C}$]		0.

5.CÁLCULO PARA MARCAÇÃO DE PREÇO PARA CIMA & PARA BAIXO

 200+(P x 20%)=P	200 [÷] 20 [MU]	250.
P = $\frac{200}{1-20\%}$ = 250	[MU]	50.
 250-200 = 50		
125-(P x 20%)=P	125 [÷] 25 [+/-] [MU]	100.
P = $\frac{125}{1+25\%}$ = 100	[MU]	25.
125-100 = 25		

6.PORCENTO DELTA

 $\frac{180-150}{150}$ x100%	180 [-] 150 [MU]	20.
 = 20%		

*** STROMVERSORGUNG** **Deutsch**

Das CITIZEN Modell SDC-640II wird durch 2 voneinander unabhängigen Energiequellen versorgt (Entweder durch eine sehr starke Solarzelle oder durch eine Batterie). Der Rechner arbeitet selbst unter schlechtesten Lichtbedingungen.


-Automatische Ausschaltung-
Ist der Rechner 6 Minuten nicht in Betrieb, schaltet er sich automatisch ab.

-Batteriewechsel-

Sollte die batterie gewechselt werden, entfernen Sie bitte die Schrauben vom unterteil und tauschen die alte gegen eine neue batterie aus. Beachten Sie, daß die batterie richtig, entsprechend der polarität, eingelegt wird. Drücken Sie nach dem Auswechseln der Batterie mit einem runden metallenen Objekt auf das RESET Feld auf der bedruckten Platine.

*** ERKLÄRUNGEN VON SCHLUSSEL** **Deutsch**

[ON/C] : An / Eingabe löschen. [CE] : Löschen Taste
[00→0] : Rechts schub taste. [M+] : Speicher Plus-Taste.
[M-] : Speicher Minus-Taste. [+ / -] : ±Vorzeicheneingabetaste
[MR] : Speicher Abruf-Taste [MC] : Speicher Löschen-Taste
[MU] : Preisangabe-oben/unten Taste
[MII+] [MII-] [MII[±]] : Zweite Memory Taste

 Schalter für Dezimalauswahlplatz
- F - Gleitkomma-Modus
- 0 - 2 - 3 - Festkomma-Modus
- A - ADD-Modus gibt bei Additions- und Subtraktionsrechnungen automatisch das Dezimalkomma an.

 Aufrunden, Abrundenschalter



Die Zeichen in der Anzeige haben die folgende Bedeutung:

-MINUS : Minus (oder negative) ERROR : Überlauferfehler
MEMORY : Erste Memory geladen
MEMORYII : Zweite Memory geladen


*** BEISPIEL FÜR DEN BETRIEB** **Deutsch**

1. Berechnungsbeispiele



Vor jeder Berechnung bitte die [ON/C] Taste drücken.

Beispiel	Tastenkombination	Anzeige
 1 x 2 x 3 = 6	[ON/C] 1 [x] 2 [x] 3 [=]	0. 6.
 2 x 3 = 6	[ON/C] 2 [x] 2 [CE] 3 [=]	0. 6.
2 + 4 + 6 = 12	2 [+] 3 [+] 6 [ON/C]	0.
1234 x 100	2 [+] 4 [+] 6 [=]	12.
= 123,400	12345 [00→0]	1'234
5 x 3 ÷ 0.2 = 75	[x] 100 [=]	123'400
300 x 27% = 81	5 [x] 3 [÷] 0.2 [=]	75.
$\frac{11.2}{56} \times 100\% = 20\%$	300 [x] 27 [%]	81.
30 + (30 x 40%) = 42	11.2 [÷] 56 [%]	20.
30 - (30 x 40%) = 18	30 [+] 40 [%]	42.
5 ⁴ = 625	30 [-] 40 [%]	18.
\$14.90 + \$0.35 - \$1.45	5 [x] [=] [=] [=]	625.
+ \$12.05 = \$25.85	1490 [+] 35 [-] 145 [+]	
1 / 30 = 0.0333....	1205 [=]	25.85
$\frac{1}{(2 \times 5 - 4)} = 0.166....$	30 [÷] [=]	0.03
	2 [x] 5 [-] 4 [÷] [=]	0.16

2. Speicher

 (12 x 4) -	[ON/C]	0.
(20 ÷ 2) = 38	12 [x] 4 [M+] 20 [÷] 2 [M-]	MEMORY 10.
15 x 2 = 30	[MR]	MEMORY 38.
20 x 3 = 60	[MC] [CE]	0.
25 x 4 = 100	15 [x] 2 [M+] 20 [x] 3 [M+]	MEMORY 60.
(total A = 190)	25 [x] 4 [M+]	MEMORY 100.
10 ÷ 5 = 2	[MR]	MEMORY 190.
4 x 2 = 8	10 [÷] 5 [MII+] 4 [x] 2 [MII+]	MEMORY MEMORY II 8.
(total B = 10)	[MII [±]]	MEMORY MEMORY II 10.
A ÷ B = 19	[MR] [÷]	MEMORY MEMORY II 190.
	[MII [±]]	MEMORY MEMORY II 10.
	[=]	MEMORY MEMORY II 19.
	[MII [±]] [MII [±]] [MC] [ON/C]	0.



3. Konstant

 2 + 3 = 5	2 [+] 3 [=]	5.00
4 + 3 = 7	4 [=]	7.00
 3 x 4.111 = 12.333	3 [x] 4.111 [=]	12.34
3 x 6 = 18	6 [=]	18.00



4. Korrektur und Überlauferfehler

12345678901234	123456789012345	ERROR	12'345'678'901'234
x 100	[00→0] [x] 100 [=]	ERROR	12.345678901234
= 1234567890123400	[ON/C]		0.

5. PREISMARKIERUNG AUF & ABRUNDUNGSRECHNUNG

 200+(P x 20%)=P	200 [÷] 20 [MU]	250.
P = $\frac{200}{1-20\%} = 250$	[MU]	50.
 250-200 = 50		
125-(P x 20%)=P	125 [-] 25 [+/-] [MU]	100.
P = $\frac{125}{1+25\%} = 100$	[MU]	25.
125-100 = 25		

6. DELTA PROZENT

 $\frac{180-150}{150} \times 100\%$	180 [-] 150 [MU]	20.
 = 20%		

* ALIMENTATION	Français
-----------------------	-----------------

CITIZEN modèle SDC-640II à double alimentation (énergie solaire haute-pile de soutien d'alimentation) qui peut opérer sous n'importe quelles conditions de lumière.

-Arrêt d'alimentation automatique -

L'alimentation de cette calculatrice se coupe automatiquement si laissée allumée et non utilisée pendant environ 6 minutes.

-Remplacement de pile-

Lorsque il faut remplacer la pile, enlève les vis de l'étui bas et remplacer la pile usée et insérer une nouvelle pile selon la polarité indiquée. Après avoir changé la batterie, utilisez un objet elliptique en métal, pour appuyer sur le coussinet de REAJUSTEMENT sur le panneau du circuit imprimé.

* SIGNIFICATION DES TOUCHES	Français
------------------------------------	-----------------

$\left[\frac{ON}{C} \right]$: Bouton de Mise en marche/ Touche d'annulation de l'Entrée.

[CE] : d'annulation. [00→0] : Touche de correction.

[+ / -] : ± Touche de changement de Signe

[M+] : Touche de mémoire plus

[M-] : Touche de mémoire moins

[MR] : Rappeler la mémoire [MC] : Effacer la mémoire.

[MU] : Touche de hausse/baisse du Prix

[MII+] [MII-] [MII[±]] : Seconde touche de Mémoire

$\frac{A}{0} \frac{2}{2} \frac{3}{3} \frac{F}{F}$ Bouton de sélection d'emplacement de la Décimale

- F - Mode de Décimale Flottante

- 0 - 2 - 3 - Mode de Décimale Fixe

- A - Le mode ADD entre automatiquement la décimale monétaire en mode de calculs d'addition et de soustraction

$\frac{1}{5} \frac{4}{4} \frac{1}{1}$ Bouton d'Arrondi supérieur / Arrondi / Arrondi inférieur

Les signes de l'Affichage signifient ce qui suit:

-MINUS : Moins (ou négatif) ERROR : Erreur - Débordement

MEMORY : La Première Mémoire est remplie

MEMORYII : La Seconde Mémoire est remplie.

* EXEMPLES D'OPÉRATIONS	Français
--------------------------------	-----------------

1.Exemples de calculs

Avant d'effectuer chaque calcul, pressez la touche $\left[\frac{ON}{C} \right]$.

	Exemple	Touche d'Opération	Affichage
$\frac{1}{5} \frac{4}{4} \frac{1}{1}$	1 x 2 x 3 = 6	$\left[\frac{ON}{C} \right]$	0.
		1 [x] 2 [x] 3 [=]	6.
$\frac{A}{0} \frac{2}{2} \frac{3}{3} \frac{F}{F}$	2 x 3 = 6	$\left[\frac{ON}{C} \right]$	0.
	2 + 4 + 6 = 12	2 [x] 2 [CE] 3 [=]	6.
		2 [+] 3 [+] 6 $\left[\frac{ON}{C} \right]$	0.
	1234 x 100	2 [+] 4 [+] 6 [=]	12.
	= 123,400	12345 [00→0]	1'234
	5 x 3 ÷ 0.2 = 75	[x] 100 [=]	123'400
	300 x 27% = 81	5 [x] 3 [+] 0.2 [=]	75.
	$\frac{11.2}{56}$ x 100% = 20%	300 [x] 27 [%]	81.
	30 + (30 x 40%) = 42	11.2 [÷] 56 [%]	20.
	30 - (30 x 40%) = 18	30 [+] 40 [%]	42.
	5 ⁴ = 625	30 [-] 40 [%]	18.
	\$14.90 + \$0.35 - \$1.45	5 [x] [=] [=] [=]	625.
	+ \$12.05 = \$25.85	1490 [+] 35 [-] 145 [+]	
$\frac{1}{5} \frac{4}{4} \frac{1}{1}$	1 / 30 = 0.0333....	1205 [=]	25.85
		30 [÷] [=]	0.03
$\frac{A}{0} \frac{2}{2} \frac{3}{3} \frac{F}{F}$	$\frac{1}{(2 \times 5 - 4)}$ = 0.166....	2 [x] 5 [-] 4 [+] [=]	0.16

2.Calcul avec mémoire

$\frac{1}{5} \frac{4}{4} \frac{1}{1}$	(12 x 4) -	$\left[\frac{ON}{C} \right]$	0.
	(20 ÷ 2) = 38	12 [x] 4 [M+] 20 [÷] 2 [M-]	MEMORY 10.
$\frac{A}{0} \frac{2}{2} \frac{3}{3} \frac{F}{F}$		[MR]	MEMORY 38.
	15 x 2 = 30	[MC] [CE]	0.
	20 x 3 = 60	15 [x] 2 [M+] 20 [x] 3 [M+]	MEMORY 60.
	25 x 4 = 100	[MR]	MEMORY 100.
	(total A = 190)	10 [÷] 5 [MII+] 4 [x] 2 [MII+]	MEMORY MEMORY II 190.
	10 ÷ 5 = 2	[MII [±]]	MEMORY MEMORY II 8.
	4 x 2 = 8	[MR] [÷]	MEMORY MEMORY II 10.
	(total B = 10)	[MII [±]]	MEMORY MEMORY II 10.
	A ÷ B = 19	[=]	MEMORY MEMORY II 19.
		[MII [±]] [MII [±]] [MC] $\left[\frac{ON}{C} \right]$	0.

3.Constant Calcul

$\frac{1}{5} \frac{4}{4} \frac{1}{1}$	2 + 3 = 5	2 [+] 3 [=]	5.00
	4 + 3 = 7	4 [=]	7.00
$\frac{A}{0} \frac{2}{2} \frac{3}{3} \frac{F}{F}$	3 x 4.111 = 12.333	3 [x] 4.111 [=]	12.34
	3 x 6 = 18	6 [=]	18.00

4.Correction et dépasement-erreur

12345678901234	123456789012345	ERROR	12'345'678'901'234
x 100	[00→0] [x] 100 [=]	ERROR	12.345678901234
= 1234567890123400	$\left[\frac{ON}{C} \right]$		0.

5.CALCUL DE LA HAUSSE ET DE LA BAISSSE DU PRIX

$\frac{1}{5} \frac{4}{4} \frac{1}{1}$	200+(P x 20%)=P	200 [÷] 20 [MU]	250.
	P= $\frac{200}{1-20\%}$ = 250	[MU]	50.
$\frac{A}{0} \frac{2}{2} \frac{3}{3} \frac{F}{F}$	250-200 = 50		
	125-(P x 20%)=P	125 [÷] 25 [+/-] [MU]	100.
	P= $\frac{125}{1+25\%}$ = 100	[MU]	25.
	125-100 = 25		

6.POURCENTAGE DELTA

$\frac{1}{5} \frac{4}{4} \frac{1}{1}$	$\frac{180-150}{150}$ x100%	180 [-] 150 [MU]	20.
$\frac{A}{0} \frac{2}{2} \frac{3}{3} \frac{F}{F}$	= 20%		

* Alimentazione Elettrica	Italiano
---------------------------	----------

Il calcolatore CITIZEN model SDC-640II ha due risorse di potenza : energia solare e batteria di riserva e può funzionare sotto qualsiasi luce.

-Spegnimento automatico-

La calcolatrice si spegne automaticamente se non immettere nessun dato in circa 6 minuti.

-Sostituzione della batteria -

Nel caso che sia necessario sostituire la batteria,rimuovere il coperchio inferiore, togliere la batteria vecchia e inserire una nuova nel compartimento batteria. Dopo aver cambiato la batteria, si prega di usare un oggetto di metallo ellittico per premere il tasto RESET (REIMPOSTA) sullo schema del circuito stampato.

* Indice Tasti	Italiano
----------------	----------

[$\frac{ON}{C}$] : Acceso / Cancella immissione.

[CE] : Tasto cancella.

[MU] : Tasto rialzo/ribasso di prezzo.

[00→0] : Correzione.

[M+] : Memoria addizione.

[M-] : Memoria sottrazione.

[+ / -] : ±Tasto cambio segno.

[MR] : Tasto richiama memoria

[MC] : Tasto cancella memoria


[MII+] [MII-] [MII $\frac{E}{C}$] : Il Tasto di seconda memoria.


 Scambio selezione della posizione del decimale

- F - Modalità decimale mobile

- 0 - 2 - 3 - Modalità decimale fissa

- A - La modalità AGGIUNGI introduce automaticamente il decimale monetario nei calcoli di addizione e sottrazione

 Scambio arrotondare per eccesso / arrotondare /

 arrotondare per difetto

I simboli dello Schermo di visualizzazione significano:

-MINUS : Meno (o negativo).

ERROR : Errore di traboccamento aritmetico






MEMORY : La prima memoria caricata.

MEMORYII : La seconda memoria caricata.


* Esempio di Operazione	Italiano
-------------------------	----------

1.Operazione del calcolo normale





Prima di effettuare ciascun calcolo, premere il tasto [$\frac{ON}{C}$].

Esempio	Operazione con il tasto	Visualizzazione
 1 x 2 x 3 = 6	[$\frac{ON}{C}$] 1 [x] 2 [x] 3 [=]	0. 6.
 2 x 3 = 6	[$\frac{ON}{C}$] 2 [x] 2 [CE] 3 [=]	0. 6.
2 + 4 + 6 = 12	2 [+] 3 [+] 6 [$\frac{ON}{C}$]	0. 12.
1234 x 100	12345 [00→0]	1'234
= 123,400	[x] 100 [=]	123'400
5 x 3 ÷ 0.2 = 75	5 [x] 3 [÷] 0.2 [=]	75.
300 x 27% = 81	300 [x] 27 [%]	81.
$\frac{11.2}{56}$ x 100% = 20%	11.2 [÷] 56 [%]	20.
30 + (30 x 40%) = 42	30 [+] 40 [%]	42.
30 - (30 x 40%) = 18	30 [-] 40 [%]	18.
5 ⁵ = 625	5 [x] [=] [=] [=]	625.
 \$14.90 + \$0.35 - \$1.45	1490 [+] 35 [-] 145 [+]	
+ \$12.05 = \$25.85	1205 [=]	25.85
 1 / 30 = 0.0333....	30 [÷] [=]	0.03
 $\frac{1}{(2 \times 5 - 4)}$ = 0.166....	2 [x] 5 [-] 4 [÷] [=]	0.16

2.Operazione del calcolo memoria

 (12 x 4) -	[$\frac{ON}{C}$]		
(20 ÷ 2) = 38	12 [x] 4 [M+] 20 [÷] 2 [M-]	MEMORY	10.
	[MR]	MEMORY	38.
	[MC] [CE]		0.
15 x 2 = 30	15 [x] 2 [M+] 20 [x] 3 [M+]	MEMORY	60.
20 x 3 = 60	25 [x] 4 [M+]	MEMORY	100.
25 x 4 = 100	[MR]	MEMORY	190.
(total A = 190)	10 [÷] 5 [MII+] 4 [x] 2 [MII+]	MEMORY MEMORY II	8.
10 ÷ 5 = 2	[MII $\frac{E}{C}$]		10.
4 x 2 = 8	[MR] [÷]	MEMORY MEMORY II	190.
(total B = 10)	[MII $\frac{E}{C}$]	MEMORY MEMORY II	10.
A ÷ B = 19	[=]	MEMORY MEMORY II	19.
	[MII $\frac{E}{C}$] [MII $\frac{E}{C}$] [MC] [$\frac{ON}{C}$]		0.




3.Operazione del calcolo costante

 2 + 3 = 5	2 [+] 3 [=]	5.00
 4 + 3 = 7	4 [=]	7.00
 3 x 4.111 = 12.333	3 [x] 4.111 [=]	12.34
 3 x 6 = 18	6 [=]	18.00



4.Cancellazione della capacità di operazione superata

12345678901234	123456789012345	ERROR	12'345'678'901'234
x 100	[00→0] [x] 100 [=]	ERROR	12.345678901234
= 1234567890123400	[$\frac{ON}{C}$]		0.

5.CALCOLO RIALZO/RIBASSO DI PREZZO

 200+(P x 20%)=P	200 [÷] 20 [MU]	250.
 $P = \frac{200}{1-20\%} = 250$	[MU]	50.
 250-200 = 50		
125-(P x 20%)=P	125 [÷] 25 [+/-] [MU]	100.
$P = \frac{125}{1+25\%} = 100$	[MU]	25.
125-100 = 25		

6.PERCENTUALE DELTA

 $\frac{180-150}{150} \times 100\%$	180 [-] 150 [MU]	20.
 = 20%		

*** Stroomvoorziening** **Nederlands**

De CITIZEN SDC-640II calculator krijgt haar energie van twee soorten batterijen: zonne-energie en reserve energie. Zij kan onder alle soorten licht werken.

- Automatische verbreking van de stroomvoorziening-
- Als de calculator gedurende 6 minuten niet gebruikt wordt, zal de Stroomvoorziening automatisch verbroken worden.
- Het verwisselen van de batterijen-

Wanneer u de batterijvakje wilt verwisselen, moet u eerst het deksel van het batterijvakje openen en de oude batterijen verwijderen, en daarna de nieuwe batterijen in het vakje plaatsen. Na het veranderen van de batterij, gebruikt u een metalen elliptisch voorwerp om op het RESET pad van het gedrukte circuitbord te drukken.

*** Lijst van druktoetsen** **Nederlands**

- [ON/C] : Inschakelen / Invoer wissen. [CE] : Wissen.
- [MU] : Toets voor afgeprijsde en verhoogde prijs
- [00→0] : Veranderen.
- [M-] : Geheugen aftrekken. [M+] : Geheugen optellen.
- [+ / -] : ± Toets voor het veranderen van teken
- [MR] : Toets voor het opvragen van geheugen.
- [MC] : Toets voor het wissen van geheugen.
- [MII+] [MII-] [MII $\frac{\square}{\square}$] : Toets van het tweede geheugen

- Schakelaar voor de selectie van de decimale plaatsen
- F - Drijvende komma decimale modus
- 0 - 2 - 3 - Vaste komma decimale modus
- A - De optelmodus gaat automatisch over naar de monetaire decimale modus bij het optellen en aftrekken
- Schakelaar voor het naar boven afronden / afronden / naar beneden afronden

De tekens op het beeldscherm hebben de volgende betekenis:
 -MINUS : Min (of negatief) ERROR : Overflow fout.
 MEMORY : Het eerste geheugen is geladen.
 MEMORYII : Het tweede geheugen is geladen.

*** Voorbeelden van bediening bij gebruik** **Nederlands**

1. Voorbeeldberekeningen

Alvorens een bewerking uit te voeren dient u op de toets [ON/C] te drukken.

Voorbeeld	Ingedrukte toetsen	Weergave op het scherm
1 x 2 x 3 = 6	[ON/C] 1 [x] 2 [x] 3 [=]	0. 6.
2 x 3 = 6	[ON/C] 2 [x] 2 [CE] 3 [=]	0. 6.
2 + 4 + 6 = 12	2 [+] 3 [+] 6 [ON/C]	0.
1234 x 100	2 [+] 4 [+] 6 [=]	12.
= 123,400	12345 [00→0]	1'234
5 x 3 ÷ 0.2 = 75	[x] 100 [=]	123'400
300 x 27% = 81	5 [x] 3 [÷] 0.2 [=]	75.
$\frac{11.2}{56} \times 100\% = 20\%$	300 [x] 27 [%]	81.
30 + (30 x 40%) = 42	11.2 [÷] 56 [%]	20.
30 - (30 x 40%) = 18	30 [+] 40 [%]	42.
5 ⁴ = 625	30 [-] 40 [%]	18.
\$14.90 + \$0.35 - \$1.45	5 [x] [=] [=] [=]	625.
+ \$12.05 = \$25.85	1490 [+] 35 [-] 145 [+]	
1 / 30 = 0.0333....	1205 [=]	25.85
$\frac{1}{(2 \times 5 - 4)} = 0.166....$	30 [÷] [=]	0.03
	2 [x] 5 [-] 4 [÷] [=]	0.16

2. Geheugenberekeningen

(12 x 4) -	[ON/C]	0.
(20 ÷ 2) = 38	12 [x] 4 [M+] 20 [÷] 2 [M-]	MEMORY 10.
15 x 2 = 30	[MR]	MEMORY 38.
20 x 3 = 60	[MC] [CE]	0.
25 x 4 = 100	15 [x] 2 [M+] 20 [x] 3 [M+]	MEMORY 60.
(total A = 190)	25 [x] 4 [M+]	MEMORY 100.
10 ÷ 5 = 2	[MR]	MEMORY 190.
4 x 2 = 8	10 [÷] 5 [MII+] 4 [x] 2 [MII+]	MEMORY MEMORY II 8.
(total B = 10)	[MII $\frac{\square}{\square}$]	MEMORY MEMORY II 10.
A ÷ B = 19	[MR] [÷]	MEMORY MEMORY II 190.
	[MII $\frac{\square}{\square}$]	MEMORY MEMORY II 10.
	[=]	MEMORY MEMORY II 19.
	[MII $\frac{\square}{\square}$] [MII $\frac{\square}{\square}$] [MC] [ON/C]	0.

3. Berekeningen met een constante

2 + 3 = 5	2 [+] 3 [=]	5.00
4 + 3 = 7	4 [=]	7.00
3 x 4.111 = 12.333	3 [x] 4.111 [=]	12.34
3 x 6 = 18	6 [=]	18.00

4. Het schrappen van ingetoetste getallen die de berekeningcapaciteit overschrijden

12345678901234	123456789012345	ERROR	12'345'678'901'234
x 100	[00→0] [x] 100 [=]	ERROR	12.345678901234
= 1234567890123400	[ON/C]		0.

5. BEREKENING VAN DE AFGEPRIJDE OF VERHOOGDE PRIJS

200+(P x 20%)=P	200 [÷] 20 [MU]	250.
P = $\frac{200}{1-20\%}$ = 250	[MU]	50.
250-200 = 50		
125-(P x 20%)=P	125 [÷] 25 [+/-] [MU]	100.
P = $\frac{125}{1+25\%}$ = 100	[MU]	25.
125-100 = 25		

6. DELTA PROCENT

$\frac{180-150}{150} \times 100\%$	180 [-] 150 [MU]	20.
= 20%		

* Strømforsyningen	Danish
---------------------------	---------------

CITIZEN SDC-640II regnemaskine er forsynet af to typer batterier : Solceller og reservebatteriet, hvilken gør det muligt at bruge regnemaskinen med ethvert baggrundslys.

-Stop strømforsyningen automatisk-


Lommeregneren slukker automatisk for strømmen, hvis der ikke har været trykket på en tast i ca. 6 minutter.


-Skift batteriet-

Når batteriet skal skiftes, åbner man låget nedenunder, tager batteriet ud, og sætter det nye batteri på plads. Efter batteriskift, anvend venligst en elliptisk genstand til at trykke på RESET på printpladen.

* Knappers indeks	Danish
--------------------------	---------------

[$\frac{ON}{C}$] : Tænd / Slet indtastning. [CE] : slet.
 [MU] : Prismærke op/ned [00→0] : Rettelse knap.
 [M+] : Addition hukommelse knap. [+ / -] : ±Skift fortegn
 [M-] : Subtraktion hukommelse knap. [MC] : Slettelse knap.
 [MR] : Hukommelse knap
 [MII+] [MII-] [MII Σ] : Den anden hukommelsestast

 Knap til valg af decimalplads
 - F - Flydende decimaltaltilstand
 - 0 - 2 - 3 - Fast decimaltaltilstand
 - A - ADD-mode indtaster automatisk valutadecimale i additions- og subtraktionsberegninger

 Knap til rund op / rund af / rund ned

Tegnene på displayet har følgende betydning:

-MINUS : Minus (eller negativ) ERROR : Overløbsfejl.



MEMORY : Den første indlæste hukommelse.

MEMORYII : Den anden indlæste hukommelse.



* Betjening eksempler	Danish
------------------------------	---------------

1. Almindelig regningsoperation



Inden du udfører en beregning, skal du trykke på tasten [$\frac{ON}{C}$].

	Eksempel	Tastebetjening	Vis
	1 x 2 x 3 = 6	[$\frac{ON}{C}$] 1 [x] 2 [x] 3 [=]	0. 6.
	2 x 3 = 6 2 + 4 + 6 = 12	[$\frac{ON}{C}$] 2 [x] 2 [CE] 3 [=] 2 [+] 3 [+] 6 [$\frac{ON}{C}$]	0. 6. 0.
	1234 x 100 = 123,400	2 [+] 4 [+] 6 [=] 12345 [00→0]	12. 1'234
	5 x 3 ÷ 0.2 = 75	[x] 100 [=]	123'400
	300 x 27% = 81	5 [x] 3 [÷] 0.2 [=]	75.
	$\frac{11.2}{56}$ x 100% = 20%	300 [x] 27 [%]	81.
	30 + (30 x 40%) = 42	11.2 [÷] 56 [%]	20.
	30 - (30 x 40%) = 18	30 [+] 40 [%]	42.
	5 ⁴ = 625	30 [-] 40 [%]	18.
	\$14.90 + \$0.35 - \$1.45	5 [x] [=] [=] [=]	625.
	+ \$12.05 = \$25.85	1490 [+] 35 [-] 145 [+]	25.85
	1 / 30 = 0.0333....	1205 [=]	0.03
	$\frac{1}{(2 \times 5 - 4)}$ = 0.166....	30 [÷] [=]	0.03
		2 [x] 5 [-] 4 [÷] [=]	0.16

2. Hukommelse regningsoperation

	(12 x 4) -	[$\frac{ON}{C}$]		0.
	(20 ÷ 2) = 38	12 [x] 4 [M+] 20 [÷] 2 [M-]	MEMORY	10.
		[MR]	MEMORY	38.
		[MC] [CE]		0.
	15 x 2 = 30	15 [x] 2 [M+] 20 [x] 3 [M+]	MEMORY	60.
	20 x 3 = 60	25 [x] 4 [M+]	MEMORY	100.
	25 x 4 = 100	[MR]	MEMORY	190.
	(total A = 190)	10 [÷] 5 [MII+] 4 [x] 2 [MII+]	MEMORY MEMORY II	8.
	10 ÷ 5 = 2	[MII Σ]	MEMORY MEMORY II	10.
	4 x 2 = 8	[MR] [÷]	MEMORY MEMORY II	190.
	(total B = 10)	[MII Σ]	MEMORY MEMORY II	10.
	A ÷ B = 19	[=]	MEMORY MEMORY II	19.
		[MII Σ] [MII Σ] [MC] [$\frac{ON}{C}$]		0.



3. Regningssystem for konstanter

	2 + 3 = 5	2 [+] 3 [=]	5.00
	4 + 3 = 7	4 [=]	7.00
	3 x 4.111 = 12.333	3 [x] 4.111 [=]	12.34
	3 x 6 = 18	6 [=]	18.00



4. Slet delen over regningskapaciteten

12345678901234	123456789012345	ERROR	12'345'678'901'234
x 100	[00→0] [x] 100 [=]	ERROR	12.345678901234
= 1234567890123400	[$\frac{ON}{C}$]		0.

5. BEREGNING MED PRISMÆRKE OP & NED

	200+(P x 20%)=P	200 [÷] 20 [MU]	250.
	P = $\frac{200}{1-20\%}$ = 250	[MR]	50.
	250-200 = 50		
	125-(P x 20%)=P	125 [÷] 25 [+/-] [MU]	100.
	P = $\frac{125}{1+25\%}$ = 100	[MU]	25.
	125-100 = 25		

6. DELTAPROCENT

	$\frac{180-150}{150}$ x 100%	180 [-] 150 [MU]	20.
	= 20%		

*** СНАБЖЕНИЕ ЭНЕРГИЕЙ** **Русский**

Модель CITIZEN SDC-640II имеет двойное питание (солнечные элементы + батарея) и способна работать при любом освещении.

-Автоматическое отключение питания
Этот калькулятор обладает функцией автоматического отключения электропитания, благодаря чему питание отключается, если в течение 6 минут не производилось никаких операций на клавишах.

- Замена элементов питания -
Благодаря двойному питанию, батареи, устанавливаемые с обратной стороны устройства, работают длительное время. Если изображение на дисплее становится неясным, необходимо заменить батареи. Снимите крышку с нижнего отсека. Извлеките старые батареи и вставьте новые батареи, соблюдая полярность. После замены батарейки, с помощью тонкого металлического предмета нажмите кнопку RESET на печатной плате.

*** НАЗНАЧЕНИЕ КЛАВИШ** **Русский**

: Включение питания /Сброс всех значений .
 : Сброс числа [+/-] : ±Перемена знака
 : Рост/падение цены
 : Клавиша «забой» (клавиша правки числа).
 : Клавиша прибавления в регистр памяти.
 : Клавиша вычитания из регистра памяти.
 : Вызов числа из памяти [MC] : Сброс памяти
 : Клавиши ввода/вывода числа в регистр второй памяти

Переключатель места десятичного знака
 - F - Режим плавающей запятой
 - 0 - 2 - 3 - Режим фиксированной запятой
 - A - Режим ADD—автоматический ввод двух десятичных знаков при сложении и вычитании денежных сумм
 Округление вверх / Округление / Округление вниз

Значение индикаторов экрана:
 MEMORY : Загружена 1-я память. MEMORYII : Загружена 2-я память.
 -MINUS : Минус (или отрицательное число)
 ERROR : Ошибка переполнения.

*** ПРИМЕРЫ** **Русский**

1.Примеры расчётов
 Прежде чем начать вычисления, нажмите клавишу .

Пример	Клавиши	Экран
1 x 2 x 3 = 6	1 [x] 2 [x] 3 [=]	0. 6.
2 x 3 = 6	2 [x] 2 [CE] 3 [=]	0. 6.
2 + 4 + 6 = 12	2 [+] 4 [+] 6 [=]	0. 12.
1234 x 100 = 123,400	12345 [00→0] [x] 100 [=]	1'234 123'400
5 x 3 ÷ 0.2 = 75	5 [x] 3 [÷] 0.2 [=]	75.
300 x 27% = 81	300 [x] 27 [%]	81.
$\frac{11.2}{56} \times 100\% = 20\%$	11.2 [÷] 56 [%]	20.
30 + (30 x 40%) = 42	30 [+] 40 [%]	42.
30 - (30 x 40%) = 18	30 [-] 40 [%]	18.
5 ² = 625	5 [x] [=] [=]	625.
\$14.90 + \$0.35 - \$1.45 + \$12.05 = \$25.85	1490 [+] 35 [-] 145 [+] 1205 [=]	25.85
$1 / 30 = 0.0333...$	30 [÷] [=]	0.03
$\frac{1}{(2 \times 5 - 4)} = 0.166...$	2 [x] 5 [-] 4 [÷] [=]	0.16

2. Операции с памятью

(12 x 4) -	12 [x] 4 [M+] 20 [÷] 2 [M-]	MEMORY	10.
(20 ÷ 2) = 38	[MR]	MEMORY	38.
15 x 2 = 30	[MC] [CE]		0.
20 x 3 = 60	15 [x] 2 [M+] 20 [x] 3 [M+]	MEMORY	60.
25 x 4 = 100	25 [x] 4 [M+]	MEMORY	100.
(total A = 190)	[MR]	MEMORY	190.
10 ÷ 5 = 2	10 [÷] 5 [MII+] 4 [x] 2 [MII+]	MEMORY MEMORY II	8.
4 x 2 = 8	[MII icon]	MEMORY MEMORY II	10.
(total B = 10)	[MR] [÷]	MEMORY MEMORY II	190.
A ÷ B = 19	[MII icon]	MEMORY MEMORY II	10.
	[=]	MEMORY MEMORY II	19.
	[MII icon] [MII icon] [MC]		0.

3. Вычисления с константой

2 + 3 = 5	2 [+] 3 [=]	5.00
4 + 3 = 7	4 [=]	7.00
3 x 4.111 = 12.333	3 [x] 4.111 [=]	12.34
3 x 6 = 18	6 [=]	18.00

4. Исправление ошибок и сброс ошибки при избытке числовых знаков
 12345678901234 123456789012345 ERROR 12'345'678'901'234
 x 100 [00→0] [x] 100 [=] ERROR 12.345678901234
 = 1234567890123400 0.

5. РАСЧЕТ РОСТА И ПАДЕНИЯ ЦЕН

200+(P x 20%)=P	200 [÷] 20 [MU]	250.
P = $\frac{200}{1-20\%} = 250$	[MU]	50.
250-200 = 50		
125-(P x 20%)=P	125 [÷] 25 [+/-] [MU]	100.
P = $\frac{125}{1+25\%} = 100$	[MU]	25.
125-100 = 25		

6. ПРИРОСТ ПРОЦЕНТОВ

$\frac{180-150}{150} \times 100\%$	180 [-] 150 [MU]	20.
= 20%		

* ZASILANIE	Polish
--------------------	---------------

Kalkulator CITIZEN, model SDC-640II jest zasilany podwójnie (bateria słoneczna + bateria zwykła) Kalkulator pracuje w każdych warunkach oświetlenia.

-Funkcja automatycznego wyłączenia-

Kalkulator wyłącza się automatycznie w przypadku jeśli żaden z przycisków nie zostanie naciśnięty w ciągu 6 minut.

-Wymiana baterii-

Jeśli konieczna jest wymiana baterii należy otworzyć dolną uchwyt na odpowiednią polaryzację, pokrywą, usunąć stare baterie i włożyć nowe zwracając. Po wymianie baterii proszę nacisnąć przycisk RESET na płytce drukowanej przy pomocy cienkiego metalowego przedmiotu.

* OPIS KŁAWISZY	Polish
------------------------	---------------

[$\frac{ON}{C}$] : asilanie / Kasowanie zawartości pamięci.

[CE] : Kasowanie liczby. [+ / -] : ±Zmiana znaku

[MU] : Przyrost/obniżka cen [00→0] : Klawisz powrotu


[M+] : Przycisk wprowadzenia do pamięci ze znakiem plus

[M-] : Przycisk wprowadzenia do pamięci ze znakiem minus

[MR] : Klawisz MR (Klawisz wywołania z pamięci)

[MC] : Klawisz MC (Klawisz kasowania pamięci)


[MII+] [MII-] [MII $\frac{E}{C}$] : Druga pamięć


 Przełącznik liczby miejsc po przecinku

- F - Tryb zmiennej liczby miejsc po przecinku

- 0 - 2 - 3 - Tryb stałej liczby miejsc po przecinku

- A - Tryb ADD-Automatycznie wstawianie dwóch znaków po przecinku dziesiętnym pod czas dodawania lub odejmowania sum pieniężnych

 Zaokrąglenie w dół / Zaokrąglenie w górę /

 Przełącznik trybu zaokrąglenia

Znaczenie wskaźników wyświetlacza:

-MINUS : Minus (lub liczba ujemna) ERROR : Błąd przepełnienia.








MEMORY : Załadowana pierwsza pamięć

MEMORYII : Załadowana druga pamięć.






* PRZYKŁADY DZIAŁAŃ	Polish
----------------------------	---------------

1. Przykładowe obliczenia





Przed rozpoczęciem obliczeń należy nacisnąć klawisz [$\frac{ON}{C}$].

	Przykład	Klawisze	Ekran
	1 x 2 x 3 = 6	[$\frac{ON}{C}$] 1 [x] 2 [x] 3 [=]	0. 6.
	2 x 3 = 6	2 [x] 2 [CE] 3 [=]	0. 6.
	2 + 4 + 6 = 12	2 [+] 3 [+] 6 [$\frac{ON}{C}$]	0. 12.
	1234 x 100	2 [+] 4 [+] 6 [=]	1234 123'400
	= 123,400	12345 [00→0]	1234 123'400
	5 x 3 ÷ 0.2 = 75	[x] 100 [=]	75.
	300 x 27% = 81	5 [x] 3 [÷] 0.2 [=]	81.
	$\frac{11.2}{56}$ x 100% = 20%	300 [x] 27 [%]	20.
	30 + (30 x 40%) = 42	11.2 [÷] 56 [%]	42.
	30 - (30 x 40%) = 18	30 [+] 40 [%]	18.
	5 ⁴ = 625	30 [-] 40 [%]	625.
	\$14.90 + \$0.35 - \$1.45	5 [x] [=] [=] [=]	1490 [+] 35 [-] 145 [+]
	+ \$12.05 = \$25.85	1490 [+] 35 [-] 145 [+]	25.85
	1 / 30 = 0.0333....	1205 [=]	0.03
	$\frac{1}{(2 \times 5 - 4)}$ = 0.166....	30 [-] [=]	0.16

2. Obliczenia z wykorzystaniem pamięci

	(12 x 4) -	[$\frac{ON}{C}$]		0.
	(20 ÷ 2) = 38	12 [x] 4 [M+] 20 [-] 2 [M-]	MEMORY	10.
	15 x 2 = 30	[MR]	MEMORY	38.
	20 x 3 = 60	[MC] [CE]		0.
	25 x 4 = 100	15 [x] 2 [M+] 20 [x] 3 [M+]	MEMORY	60.
	(total A = 190)	25 [x] 4 [M+]	MEMORY	100.
	10 ÷ 5 = 2	[MR]	MEMORY	190.
	4 x 2 = 8	10 [÷] 5 [MII+] 4 [x] 2 [MII+]	MEMORY MEMORY II	8.
	(total B = 10)	[MII $\frac{E}{C}$]	MEMORY MEMORY II	10.
	A ÷ B = 19	[MR] [÷]	MEMORY MEMORY II	190.
		[MII $\frac{E}{C}$]	MEMORY MEMORY II	10.
		[=]		19.
		[MII $\frac{E}{C}$] [MII $\frac{E}{C}$] [MC] [$\frac{ON}{C}$]		0.




3. Stała

	2 + 3 = 5	2 [x] 3 [=]	5.00
	4 ± 3 = 7	4 [=]	7.00
	3 x 4.111 = 12.333	3 [x] 4.111 [=]	12.34
	3 x 6 = 18	6 [=]	18.00



4. Przepełnienie pamięci

12345678901234	123456789012345	ERROR	12'345'678'901'234
x 100	[00→0] [x] 100 [=]	ERROR	12.345678901234
= 1234567890123400	[$\frac{ON}{C}$]		0.

5. PRZYROST I OBNIŻKA CEN

	200+(P x 20%)=P	200 [÷] 20 [MU]	250.
	P = $\frac{200}{1-20\%}$ = 250	[MU]	50.
	250-200 = 50		
	125-(P x 20%)=P	125 [÷] 25 [+/-] [MU]	100.
	P = $\frac{125}{1+25\%}$ = 100	[MU]	25.
	125-100 = 25		

6. PRZYROST ODSETEK

	$\frac{180-150}{150}$ x 100%	180 [-] 150 [MU]	20.
	= 20%		

لغة عربية

إن موديل CITIZEN SDC-620II هي آلة حاسبة ثنائية الطاقة (الطاقة الشمسية عالية القوة + بطارية احتياطية) وتعمل تحت أية ظروف ضوئية. وظيفة إيقاف الطاقة التلقائي. تقوم هذه الآلة الحاسبة بإيقاف نفسها تلقائياً إذا لم يحدث إدخال مفتاح لحوالي 9 دقائق. تغيير البطارية.

إذا كانت البطارية الاحتياطية بحاجة إلى تغيير، قم بفتح الغطاء السفلي لإزالة البطارية القديمة وإدخال بطارية جديدة بحسب القطبية المشار إليها. بعد تغيير البطارية، الرجاء استخدام شينتا معدنياً وبيضاوياً للضغط على مفتاح إعادة التعيين على لوح الدارة المطبوع.

لغة عربية

ON/C: مفتاح حذف الكل/ تشغيل الطاقة
MU: مفتاح تعليم السعر إلى الأعلى/ الأسفل. **CE**: حذف الإدخال
00→0: مفتاح الرجوع بالتحويل.
M+: مفتاح الطرح من الذاكرة. **M-**: مفتاح الطرح على الذاكرة.
+ / -: مفتاح تغيير الإشارة
MRC: مفتاح استدعاء الذاكرة/ مفتاح حذف الذاكرة
GT: مفتاح المجموع الإجمالي
RATE: مفتاح إعداد معدل الضريبة.
STORF: ①: مفتاح السعر مع الضريبة ②: لحفظ معدل الضريبة عند الضغط على مفتاحي **RATE** و **+TAX**.
RECALL: ①: مفتاح السعر بدون الضريبة ②: لحفظ معدل الضريبة عند الضغط على مفتاحي **-TAX** و **RATE**.
RATE و **-TAX**: مفتاح تحديد المنزلة العشرية

A023F
 نمط المنزلة العائمة
 نمط المنزلة الثابتة
 يقوم نمط الإضافة تلقائياً بإدخال المنزلة النقدية في حسابات الجمع والطرح - A -
 † 5/4 †
 إيهاء التنوير/ التنوير إلى الأسفل
 علامات شاشة العرض تعني مالي:
TAX: مبلغ الضريبة
-TAX: الرسم باستثناء الضريبة
TAX: الرسم شامل الضريبة
RATE: إعداد رسم الضريبة
GT: المجموع الإجمالي

لغة عربية

أمثلة على العمليات

المثال	عملية المفتاح	العرض
$2 \times 3 = 6$	$2 [x] 2 [CE] 3 [=]$	GT 6.
$7 \times 9 = 63$	$7 [-] [x] 9 [=]$	GT 63.
$300 \times 27\% = 81$	$300 [x] 27 [%]$	GT 81.
$\frac{11.2}{56} \times 100\% = 20\%$	$11.2 [+] 56 [%]$	GT 20.
$300 + (300 \times 40\%) = 420$	$300 [+] 40 [%]$	GT 420.
$300 - (300 \times 40\%) = 180$	$300 [-] 40 [%]$	GT 180.
$1400 \times 12\% = 168$	$1400 [x] 12 [%]$	GT 168.
$6 + 4 + 7.5 = 17.5$	$6 [+] 4 [+] 7.5 [=]$	GT 17.5
$5 \times 3 + 0.2 = 75$	$5 [x] 3 [+] 0.2 [=]$	GT 75.
$8 + 4 \times 3.7 + 9 = 16.4$	$8 [-] 4 [x] 3.7 [+] 9 [=]$	GT 16.4
$54 = 625$	$5 [x] [=] [=] [=]$	GT 625.
$1/2 = 0.5$	$2 [+] [=]$	GT 0.5
$\frac{1}{(2 \times 3 + 10)} = 0.0625$	$2 [x] 3 [+] 10 [+] [=]$	GT 0.0625
$\$14.90 + \$0.35 =$	$1490 [+] 35 [-] 145$	145.
$\$1.45 + \$12.05 = \$25.85$	$[+] 1205 [=]$	GT 25.85

المثال	عملية المفتاح	العرض
$(12 \times 4) - (20 \div 2) = 38$	$[MRC] [ON/C]$	0.
	$12 [x] 4 [M+] 20 [+] 2 [M-]$	M 10.
	$[MRC]$	M 38.
	$[MRC] [ON/C]$	0.

المثال	عملية المفتاح	العرض
$2 + 3 = 5$	$2 [+] 3 [=]$	GT 5.
$4 + 3 = 7$	$4 [=]$	GT 7.
$3 \times 4 = 12$	$3 [x] 4 [=]$	GT 12.
$3 \times 6 = 18$	$6 [=]$	GT 18.

المثال	عملية المفتاح	العرض
$123456789012 \times 10000$	123456789012	123'456'789'012.
$= 1'234.56789012 \times 10^{12}$	$[x] 100000 [00→0]$	10000.
	$[=]$	E 1'234.56789012
	$[ON/C]$	0.

المثال	عملية المفتاح	العرض
$2000 + (P \times 20\%) = P$	$2000 [+] 20 [MU]$	2'500.00
$P = \frac{2000}{1 - 20\%}$	$[MU]$	500.00
$2500 - 2000 = 500.00$		
$2000 - (P \times 20\%) = P$	$2000 [+] 20 [+/-] [MU]$	1'666.66
$P = \frac{2000}{1 + 20\%}$		
$\frac{18000 - 15000}{15000} \times 100\% = 20.00\%$	$18000 [-] 15000 [MU]$	20.00

المثال	عملية المفتاح	العرض
$20 + 10 = 30$	$[GT] [GT] 20 [+] 10 [=]$	GT 30.
$45 - 25 = 20$	$45 [-] 25 [=]$	GT 20.
$50 \times 3 = 150$	$50 [x] 3 [=]$	GT 150.
total = 200	$[GT]$	GT 200.
$200 \times 15\% = 30$	$[x] 15 [%]$	GT 30.
$200 + (200 \times 15\%) = 230$	$[GT]$	GT 230.
	$[GT]$	230.
	$[ON/C]$	0.

المثال	عملية المفتاح	العرض
$100 + TAX(3\%) = 103$	$3 [RATE] [+TAX]$	3. %
مجموع الضريبة = 3	$100 [+TAX]$	103. +TAX
	$[+TAX]$	3. TAX
مجموع الضريبة = 3 القيمة شاملة الضريبة = 103		
$100 - TAX(3\%) = 200$	$[ON/C] [RATE]$	3. %
مجموع الضريبة = 6	$[-TAX]$	200. -TAX
	$100 [-TAX] [-TAX]$	6. TAX
مجموع الضريبة = 6 القيمة من دون الضريبة = 200		

*** Sumber tenaga listerik Bahasa Indonesia**

Calculator CITIZEN model SDC-640II mendapat listerik dari dua macam baterai : tenaga matahari dan tenaga simpanan, sehingga calculator ini bisa bekerja dibawah segala macam sinar.

-Sumber tenaga bisa bekerja dan tutup secara otomatis-
-Jikalau dalam kira2 6 menit calculator tidak bekerja maka sumber tenaga akan berhenti bekerja otomatis.

-Cara mengganti baterai-

Jikalau baterai perlu diganti, anda harus membuka dulu kotak baterai dan mengeluarkan baterai lama. Sesudah itu anda baru bisa memasukkan baterai yang baru didalam kotak itu. Setelah mengganti baterai, silahkan gunakan obyek metal berbentuk bulat panjang untuk menekan RESET pada PCB.

*** Daftar fungsi tuts Bahasa Indonesia**

[ON/C] : Tombol Power On / Hapus Semua.
[CE] : Tombol Power On. [00→0] : Koreksi.
[M+] : Memory penambahan. [M-] : Memory pengurangan.
[MU] : Tombol Mark-up/down harga [+ / -] : ±Tombol pengubah tanda
[MR] : Tombol Pemanggil Memori
[MC] : Tombol Penghapus Memori
[MII+] [MII-] [MII[±]] : Tombol Memori Kedua

Switch pemilihan jumlah desimal
- F - Mode desimal mengambang
- 0 - 2 - 3 - Mode desimal tetap
- A - Mode ADD secara otomatis akan memasukkan desimal keuangan pada operasi perhitungan penambahan dan pengurangan
 Switch untuk pembulatan ke atas / pembulatan ke bawah bentuk yang lebih sederhana / pembulatan ke bawah

Arti dari Tanda-tanda yang Muncul di Layar:

-MINUS : Minus (atau negatif) ERROR : Kesalahan Overflow.
MEMORY : Digunakan memori pertama.
MEMORYII : Digunakan memori kedua.

*** Contoh cara pakai Bahasa Indonesia**

1. Cara kalkulasi biasa

Sebelum melakukan setiap perhitungan, tekanlah dahulu tombol [ON/C].

Contoh	Operasi Tombol	Tampilan di Layar
1 x 2 x 3 = 6	[ON/C] 1 [x] 2 [x] 3 [=]	0. 6.
2 x 3 = 6	[ON/C] 2 [x] 2 [CE] 3 [=]	0. 6.
2 + 4 + 6 = 12	2 [+] 3 [+] 6 [ON/C]	0.
1234 x 100	2 [+] 4 [+] 6 [=]	1234.
= 123,400	12345 [00→0]	123'400
5 x 3 ÷ 0.2 = 75	[x] 100 [=]	75.
300 x 27% = 81	5 [x] 3 [÷] 0.2 [=]	81.
$\frac{11.2}{56} \times 100\% = 20\%$	300 [x] 27 [%]	81.
30 + (30 x 40%) = 42	11.2 [÷] 56 [%]	20.
30 - (30 x 40%) = 18	30 [+] 40 [%]	42.
5 ⁴ = 625	30 [-] 40 [%]	18.
\$14.90 + \$0.35 - \$1.45	5 [x] [=] [=] [=]	625.
+ \$12.05 = \$25.85	1490 [+] 35 [-] 145 [+]	25.85
1 / 30 = 0.0333....	1205 [=]	0.03
$\frac{1}{(2 \times 5 - 4)} = 0.166...$	30 [÷] [=]	0.166...

2. Cara melakukan kalkulasi dengan memory

(12 x 4) -	[ON/C]	0.
(20 ÷ 2) = 38	12 [x] 4 [M+] 20 [÷] 2 [M-]	MEMORY 10.
15 x 2 = 30	[MR]	MEMORY 38.
20 x 3 = 60	[MC] [CE]	0.
25 x 4 = 100	15 [x] 2 [M+] 20 [x] 3 [M+]	MEMORY 60.
(total A = 190)	25 [x] 4 [M+]	MEMORY 100.
10 ÷ 5 = 2	[MR]	MEMORY 190.
4 x 2 = 8	10 [÷] 5 [MII+] 4 [x] 2 [MII+]	MEMORY MEMORY II 8.
(total B = 10)	[MII [±]]	MEMORY MEMORY II 10.
A ÷ B = 19	[MR] [±]	MEMORY MEMORY II 190.
	[MII [±]]	MEMORY MEMORY II 10.
	[=]	MEMORY MEMORY II 19.
	[MII [±]] [MII [±]] [MC] [ON/C]	0.

3. Cara kalkulasi dengan bilangan konstan

2 ± 3 = 5	2 [+] 3 [=]	5.00
4 + 3 = 7	4 [+]	7.00
3 x 4.111 = 12.333	3 [x] 4.111 [=]	12.34
3 x 6 = 18	6 [=]	18.00

4. Penghapusan kalkulasi yang melewati

12345678901234	123456789012345	ERROR	12'345'678'901'234
x 100	[00→0] [x] 100 [=]	ERROR	12.345678901234
= 1234567890123400	[ON/C]		0.

5. PERHITUNGAN MARK-UP & DOWN HARGA

200+(P x 20%)=P	200 [÷] 20 [MU]	250.
P = $\frac{200}{1-20\%}$ = 250	[MU]	50.
250-200 = 50		
125-(P x 20%)=P	125 [÷] 25 [+/-] [MU]	100.
P = $\frac{125}{1+25\%}$ = 100	[MU]	25.
125-100 = 25		

6. PERSEN DELTA

$\frac{180-150}{150} \times 100\%$	180 [-] 150 [MU]	20.
= 20%		

*** 电源** **中文**

CITIZEN SDC-640II 是双重电池计算器(太阳能与电池供电),可以在任何光线下操作。



-自动关闭电源-

如果在 6 分钟左右不进行任何操作计算器的电源将会自动关闭。

-电池更换-

如果需要更换电池,打开下盖取出旧电池,将新电池放在电池槽中。更换电池后,请用一金属、椭圆形物体压按印刷电路板上的 RESET 板。

*** 按键索引** **中文**

- | | |
|---|--|
| [ON]: 关机/全部清除 | [CE]: 清除输入 |
| [MU]: 标价/降价 | [00→0]: 末位删除键 |
| [M+]: 加法记忆键 | [M-]: 减法记忆键 |
| [+/-]: 正负号改变键 | [MR]: 记忆键 |
| [MC]: 消除键 | [MII+] [MII-] [MII $\frac{1}{2}$]: 第二组记忆键 |
|  小数字设定开关 | |
| - F - 浮点小数模式 | |
| - 0 - 2 - 3 - 固定小数字模式 | |
| - A - 加位模式 自动在加法与减法计算中加入货币小数点 | |
|  无条件进位/四舍五入/无条件舍去 开关 | |



显示屏各标志之意义:

- | | |
|-------------------|----------------|
| MEMORY: 第 1 组记忆 | -MINUS: 负号 |
| MEMORYII: 第 2 组记忆 | ERROR: 溢位 / 错误 |



*** 操作范例** **中文**

1.一般计算操作



在执行计算前,先按[ON/C]键。

范例	按键操作	显示
 1 x 2 x 3 = 6	[ON/C] 1 [x] 2 [x] 3 [=]	0. 6.
 2 x 3 = 6	[ON/C] 2 [x] 2 [CE] 3 [=]	0. 6.
2 + 4 + 6 = 12	2 [+] 3 [+] 6 [ON/C]	0.
1234 x 100	2 [+] 4 [+] 6 [=]	12.
= 123,400	12345 [00→0]	1'234
5 x 3 ÷ 0.2 = 75	[x] 100 [=]	123'400
300 x 27% = 81	5 [x] 3 [÷] 0.2 [=]	75.
$\frac{11.2}{56}$ x 100% = 20%	300 [x] 27 [%]	81.
30 + (30 x 40%) = 42	11.2 [÷] 56 [%]	20.
30 - (30 x 40%) = 18	30 [+] 40 [%]	42.
5 ⁴ = 625	30 [-] 40 [%]	18.
\$14.90 + \$0.35 - \$1.45	5 [x] [=] [=] [=]	625.
+ \$12.05 = \$25.85	1490 [+] 35 [-] 145 [+]	25.85
1 / 30 = 0.0333....	1205 [=]	0.03
$\frac{1}{(2 \times 5 - 4)}$ = 0.166....	30 [÷] [=]	0.16

2.记忆计算的操作

 (12 x 4) -	[ON/C]		0.
(20 ÷ 2) = 38	12 [x] 4 [M+] 20 [÷] 2 [M-]	MEMORY	10.
 15 x 2 = 30	[MR]	MEMORY	38.
20 x 3 = 60	[MC] [CE]		0.
25 x 4 = 100	15 [x] 2 [M+] 20 [x] 3 [M+]	MEMORY	60.
(total A = 190)	25 [x] 4 [M+]	MEMORY	100.
10 ÷ 5 = 2	[MR]	MEMORY	190.
4 x 2 = 8	10 [÷] 5 [MII+] 4 [x] 2 [MII+]	MEMORY MEMORY II	8.
(total B = 10)	[MII $\frac{1}{2}$]	MEMORY MEMORY II	10.
A ÷ B = 19	[MR] [÷]	MEMORY MEMORY II	190.
	[MII $\frac{1}{2}$]	MEMORY MEMORY II	10.
	[=]	MEMORY MEMORY II	19.
	[MII $\frac{1}{2}$] [MII $\frac{1}{2}$] [MC] [ON/C]		0.



3.常数计算

 2 + 3 = 5	2 [+] 3 [=]	5.00
4 + 3 = 7	4 [=]	7.00
 3 x 4.111 = 12.333	3 [x] 4.111 [=]	12.34
3 x 6 = 18	6 [=]	18.00



4.超出运算容量的消除

12345678901234	123456789012345	ERROR	12'345'678'901'234
x 100	[00→0] [x] 100 [=]	ERROR	12.345678901234
= 1234567890123400	[ON/C]		0.

5.标价及降价计算

 200+(P x 20%)=P	200 [÷] 20 [MU]	250.
P = $\frac{200}{1-20\%}$ = 250	[MU]	50.
 250-200 = 50		
125-(P x 20%)=P	125 [÷] 25 [+/-] [MU]	100.
P = $\frac{125}{1+25\%}$ = 100	[MU]	25.
125-100 = 25		

6.差值百分比

 $\frac{180-150}{150}$ x 100%	180 [-] 150 [MU]	20.
 = 20%		

Information for Users on Collection and Disposal of used Batteries.

The symbol in this information sheet means that used batteries should not be mixed with general household waste.

For proper treatment, recovery and recycling of used batteries, please take them to applicable collection points.

For more information about collection and recycling of batteries, please contact your local municipality, your waste disposal service or the point of sale where you purchased the items.



Information on Disposal in other Countries outside the European Union.

This symbol is only valid in the European Union.

If you wish to discard used batteries, please contact your local authorities or dealer and ask for the correct method of disposal.

WEEE MARK

En If you want to dispose this product, do not mix with general household waste. There is a separate collection systems for used electronics products in accordance with legislation under the WEEE Directive (Directive 2002/96/EC) and is effective only within European Union.

Ge Wenn Sie dieses Produkt entsorgen wollen, dann tun Sie dies bitte nicht zusammen mit dem Haushaltsmüll. Es gibt im Rahmen der WEEE-Direktive innerhalb der Europäischen Union (Direktive 2002/96/EC) gesetzliche Bestimmungen für separate Sammelsysteme für gebrauchte elektronische Geräte und Produkte.

Fr Si vous souhaitez vous débarrasser de cet appareil, ne le mettez pas à la poubelle avec vos ordures ménagères. Il existe un système de récupération distinct pour les vieux appareils électroniques conformément à la législation WEEE sur le recyclage des déchets des équipements électriques et électroniques (Directive 2002/96/EC) qui est uniquement valable dans les pays de l'Union européenne. Les appareils et les machines électriques et électroniques contiennent souvent des matières dangereuses pour l'homme et l'environnement si vous les utilisez et vous vous en débarrassez de façon inappropriée.

Sp Si desea deshacerse de este producto, no lo mezcle con residuos domésticos de carácter general. Existe un sistema de recogida selectiva de aparatos electrónicos usados, según establece la legislación prevista por la Directiva 2002/96/CE sobre residuos de aparatos eléctricos y electrónicos (RAEE), vigente únicamente en la Unión Europea.

It Se desiderate gettare via questo prodotto, non mescolatelo ai rifiuti generici di casa. Esiste un sistema di raccolta separato per i prodotti elettronici usati in conformità alla legislazione RAEE (Direttiva 2002/96/CE), valida solo all'interno dell'Unione Europea.

Du Deponeer dit product niet bij het gewone huishoudelijk afval wanneer u het wilt verwijderen. Er bestaat ingevolge de WEEE-richtlijn (Richtlijn 2002/ 96/EG) een speciaal wettelijk voorgeschreven verzamelsysteem voor gebruikte elektronische producten, welk alleen geldt binnen de Europese Unie.

Da Hvis du vil skille dig af med dette produkt, må du ikke smide det ud sammen med dit almindelige husholdningsaffald. Der findes et separat indsamlingsystem for udtjente elektroniske produkter i overensstemmelse med lovgivningerne under WEEE-direktivet (direktiv 2002/96/EC), som kun er gældende i den Europæiske Union.

Por Se quiser deitar fora este produto, não o misture com o lixo comum. De acordo com a legislação que decorre da Directiva REEE – Resíduos de Equipamentos Eléctricos e Electrónicos (2002/96/CE), existe um sistema de recolha separado para os equipamentos electrónicos fora de uso, em vigor apenas na União Europeia.

Po Jeżeli zamierzasz pozbyć się tego produktu, nie wyrzucaj go razem ze zwykłymi domowymi odpadkami. Według dyrektywy WEEE (Dyrektywa 2002/96/EC) obowiązującej w Unii Europejskiej dla używanych produktów elektronicznych należy stosować oddzielne sposoby utylizacji.

