

CITIZEN

Micro HumanTech

DESKTOP CALCULATOR

SDC-384II/SDC-395II

Instruction Manual
Manual de Instrucciones
Livro de Especificacoes
Anweisungshandbuch
Manuel d'instructions
Istruzioni all'Uso
Gebruiksaanwijzing
Manual
Инструкция по эксплуатации
Instrkcja Obslugi
دليل الإرشادات
Peraturan pemakaian
指导说明书

CITIZEN SYSTEMS JAPAN CO., LTD.

6-1-12, Tanashi-cho, Nishi-Tokyo-Shi,
Tokyo 188-8511, Japan
E-mail: sales-oe@systems.citizen.co.jp
<http://www.citizen-systems.co.jp/>

CITIZEN is a registered trademark of CITIZEN Holdings CO., LTD., Japan.
CITIZEN es una marca registrada de CITIZEN Holdings CO., LTD., Japon.
Design and specifications are subject to change without notice.
西铁城和CITIZEN是日本法人西铁城控股株式会社の注册商标



Printed in China

HDBD88141Q5XXX

*** POWER SUPPLY**

English

CITIZEN model SDC-384II/SDC-395II is a dual-powered (high power solar + back-up battery) calculator operative under any lighting conditions.

-Auto power-off function-

The calculator switches the power off automatically if there has been no key entry for about 6 minutes.

-Battery change-

If the back-up battery needs to be changed, open the lower cabinet to remove the old battery and insert a new battery in the indicated polarity. After changing battery, please use a metal, elliptical object to press the RESET pad on printed circuit board.

*** KEY INDEX**

English

$\left[\begin{smallmatrix} \text{ON} \\ \text{CE} \cdot \text{C} \end{smallmatrix} \right]$: Power on / Clear Entry / Clear key

$[00 \rightarrow 0]$: Right shift key

$[M+]$: Memory plus key

$[M-]$: Memory minus key

$[+/-]$: \pm Sign change key

$[M\%]$: Memory recall / Memory clear key

$[MU]$: Mark-up / Mark-down Key

$[GT]$: Grand total key

$[\sqrt{\quad}]$: Square root key

$[RATE]$: Tax rate setting key

$[+TAX]$: ① Price with Tax key

② To store tax rate when pressing $[RATE]$ and $[+TAX]$ keys

$[-TAX]$: ① Price without Tax key

② To recall tax rate when pressing $[RATE]$ and $[-TAX]$ keys



Decimal place selection switch

- F -

Floating decimal mode

- 0 - 2 - 3 -

Fixed decimal mode

- A -

ADD-mode automatically enters the monetary decimal in addition and subtraction calculations



Round-up / Round-off / Round-down switch

The Signs Of The Display Mean The Following:

MEMORY : Memory

TAX : Amount of tax

-MINUS : Minus(or negative)

-TAX : Price excluding tax

ERROR : Overflow-error

+TAX : Price including tax

GT : Grand total

RATE : Tax rate setting

% : Tax rate stored

*** OPERATION EXAMPLES**

English

1. Calculation Examples

Before performing each calculation, press the $\left[\begin{smallmatrix} \text{ON} \\ \text{CE} \cdot \text{C} \end{smallmatrix} \right]$ key two times.

Example	Key operation	Display
$2 \times 3 = 6$	$2 [x] 2 \left[\begin{smallmatrix} \text{ON} \\ \text{CE} \cdot \text{C} \end{smallmatrix} \right] 3 [=]$	GT 6.
$7 \times 9 = 63$	$7 [-] [x] 9 [=]$	GT 63.
$300 \times 27\% = 81$	$300 [x] 27 [%]$	GT 81.
$\frac{11.2}{56} \times 100\% = 20\%$	$11.2 [-] 56 [%]$	GT 20.
$300 + (300 \times 40\%) = 420$	$300 [+] 40 [%]$	GT 420.
$300 - (300 \times 40\%) = 180$	$300 [-] 40 [%]$	GT 180.
$1400 \times 12\% = 168$	$1400 [x] 12 [%]$	GT 168.
$6 + 4 + 7.5 = 17.5$	$6 [+] 4 [+] 7.5 [=]$	GT 17.5
$5 \times 3 \div 0.2 = 75$	$\left[\begin{smallmatrix} \text{ON} \\ \text{CE} \cdot \text{C} \end{smallmatrix} \right] \left[\begin{smallmatrix} \text{ON} \\ \text{CE} \cdot \text{C} \end{smallmatrix} \right] 5 [x] 3 [-] 0.2 [=]$	GT 75.
$8 \div 4 \times 3.7 + 9 = 16.4$	$8 [-] 4 [x] 3.7 [+] 9 [=]$	GT 16.4
$5^4 = 625$	$5 [x] [=] [=] [=]$	GT 625.
$1 / 2 = 0.5$	$2 [-] [=]$	GT 0.5
$\frac{1}{(2 \times 3 + 10)} = 0.0625$	$2 [x] 3 [+] 10 [-] [=]$	GT 0.0625
$\sqrt{144} = 12$	$144 [\sqrt{\quad}]$	12.
$\$14.90 + \$0.35 - \$1.45 +$	$1490 [+] 35 [-] 145$	145.
$\$12.05 = \25.85	$[+] 1205 [=]$	GT 25.85

2. Memory Calculation

$(12 \times 4) - (20 \div 2) = 38$	$[M\%] [M\%] \left[\begin{smallmatrix} \text{ON} \\ \text{CE} \cdot \text{C} \end{smallmatrix} \right]$	0.
	$12 [x] 4 [M+] 20 [-] 2 [M-]$	MEMORY 10.
	$[M\%]$	MEMORY 38.
	$[M\%] \left[\begin{smallmatrix} \text{ON} \\ \text{CE} \cdot \text{C} \end{smallmatrix} \right]$	0.

3. Constant Calculation

$2 + 3 = 5$	$2 [+] 3 [=]$	5.
$4 + 3 = 7$	$4 [=]$	7.
$3 \times 4 = 12$	$3 [x] 4 [=]$	12.
$3 \times 6 = 18$	$6 [=]$	18.

4. Overflow Error Clear (SDC-395II)

$1234567890123456 \times 10000 = 1'234.567890123456 \times 10^{12}$	$12345678901234567 [00 \rightarrow 0]$	ERROR 1'234'567'890'123'456.
	$[x] 10000 [=]$	123'456'789'012'3456.
	$\left[\begin{smallmatrix} \text{ON} \\ \text{CE} \cdot \text{C} \end{smallmatrix} \right] \left[\begin{smallmatrix} \text{ON} \\ \text{CE} \cdot \text{C} \end{smallmatrix} \right]$	ERROR 1'234.567890123456
		0.

5. Price Mark-Up & Down Calculation

$200 + (P \times 20\%) = P$	$2000 [-] 20 [MU]$	2'500.00
$P = \frac{2000}{1 - 20\%} = 2'500.00$	$[MU]$	500.00
$2500 - 2000 = 500.00$		
$200 - (P \times 20\%) = P$	$2000 [-] 20 [+/-] [MU]$	1'666.67
$P = \frac{2000}{1 + 20\%} = 1'666.67$		
$\frac{18000 - 15000}{15000} \times 100\% = 20.00\%$	$18000 [-] 15000 [MU]$	20.00

6. GT-Memory

Pressing $[GT]$ twice before you operate GT function.

$20 + 10 = 30$	$[GT] [GT] 20 [+] 10 [=]$	GT 30.
$45 - 25 = 20$	$45 [-] 25 [=]$	GT 20.
$50 \times 3 = 150$	$50 [x] 3 [=]$	GT 150.
total = 200	$[GT]$	GT 200.
$200 \times 15\% = 30$	$[x] 15 [%]$	GT 30.
$200 + (200 \times 15\%) = 230$	$[GT]$	GT 230.
	$\left[\begin{smallmatrix} \text{ON} \\ \text{CE} \cdot \text{C} \end{smallmatrix} \right]$	0.

All calculation results are automatically accumulated in GT.

7. Tax Calculation

$100 + TAX(3\%) = 103$	$3 [RATE] [+TAX]$	% 3.
	$100 [+TAX]$	+TAX 103.
Tax sum = 3	$[+TAX]$	TAX 3.
$3 = \text{Tax sum}$	$103 = \text{Tax inclusive value}$	
$206 - TAX(3\%) = 200$	$\left[\begin{smallmatrix} \text{ON} \\ \text{CE} \cdot \text{C} \end{smallmatrix} \right] [RATE] [-TAX]$	% 3.
	$206 [-TAX]$	-TAX 200.
Tax sum = 6	$[-TAX]$	TAX 6.
$6 = \text{Tax sum}$	$200 = \text{Tax exclusive value}$	

*** ALIMENTACIÓN**

Español

Modelo CITIZEN SDC-384II/SDC-395II funciona gracias a un mecanismo de doble carga (luz solar y batería de apoyo), lo cual le permite operar bajo cualquier condición de iluminación.

-Función de desconexión automática-

La calculadora se apaga automáticamente si no ha sido utilizada durante 6 minutos aproximadamente.

-Reemplazado de la pila-

Si la pila de apoyo necesita ser reemplazada, quite los tornillos del parte inferior y sustituya la pila gastada por una nueva. Coloque la pila en su posición correcta, con la polaridad indicada. Después de cambiar la batería pulse la almohadilla RESET en la tarjeta de circuito impreso con un objeto metálico elíptico.

*** TECLADO INFORMATIVO**

Español

$\left[\frac{ON}{CE-C} \right]$: Tecla de encendido / Borrar todo / Tecla de borrar entrada

$[00 \rightarrow 0]$: Tecla de anular el dígito ultimado

$[M+]$: Tecla de memoria positiva

$[M-]$: Tecla de memoria negativa $[+/-]$: \pm Tecla de cambio de signo

$[M\%]$: Tecla de llamada de memoria / Tecla de limpieza de memoria

$[MU]$: Tecla de subir o bajar precios $[GT]$: Tecla de importe total

$[RATE]$: Tecla del Ajuste del Índice de la Tasa

$[\sqrt{\quad}]$: Tecla de raíz cuadrada

$[\overset{STORE}{+TAX}]$: ① Precio con la tecla de tasa ② Para almacenar el índice de la tasa cuando se presionan las teclas $[RATE]$ y $[+TAX]$

$[\overset{RECALL}{-TAX}]$: ① Precio sin la tecla de tasa ② Para recobrar el índice de la tasa cuando se presionan las teclas $[RATE]$ y $[-TAX]$

$\overset{A}{\text{---}} \overset{0}{\text{---}} \overset{2}{\text{---}} \overset{3}{\text{---}} \overset{F}{\text{---}}$ Selector del lugar decimal

- F - Modo decimal flotante

- 0 - 2 - 3 - Modo decimal flotante

- A - Modo ADD: ingresa automáticamente el decimal monetario en cálculos de suma y resta

$\uparrow \frac{5}{4} \downarrow$ Redondeo hacia arriba / Sin redondeo / Redondeo hacia abajo

Los signos del visor significan lo siguiente:

MEMORY : Memoria

TAX : Cantidad de tasa

-MINUS : Menos(o negativo)

-TAX : Precio excluyendo la tasa

ERROR : Error de desbordamiento

+TAX : Precio incluyendo la tasa

GT : Importe total

RATE : Ajuste del índice de la tasa

% : Índice de la tasa almacenada

*** EJEMPLO DE FUNCIONES**

Español

1. Ejemplos de calculación

Antes de efectuar cada cálculo, presionar 2 veces la tecla de $\left[\frac{ON}{CE-C} \right]$.

Ejemplo	Operación con la tecla	Visualización
$2 \times 3 = 6$	$2 [x] 2 \left[\frac{ON}{CE-C} \right] 3 [=]$	GT 6.
$7 \times 9 = 63$	$7 [\div] [x] 9 [=]$	GT 63.
$300 \times 27\% = 81$	$300 [x] 27 [\%]$	GT 81.
$\frac{11.2}{56} \times 100\% = 20\%$	$11.2 [\div] 56 [\%]$	GT 20.
$300 + (300 \times 40\%) = 420$	$300 [+] 40 [\%]$	GT 420.
$300 - (300 \times 40\%) = 180$	$300 [-] 40 [\%]$	GT 180.
$1400 \times 12\% = 168$	$1400 [x] 12 [\%]$	GT 168.
$6 + 4 + 7.5 = 17.5$	$6 [+] 4 [+] 7.5 [=]$	GT 17.5
$5 \times 3 \div 0.2 = 75$	$\left[\frac{ON}{CE-C} \right] \left[\frac{ON}{CE-C} \right] 5 [x] 3 [\div] 0.2 [=]$	GT 75.
$8 \div 4 \times 3.7 + 9 = 16.4$	$8 [\div] 4 [x] 3.7 [+] 9 [=]$	GT 16.4
$5^4 = 625$	$5 [x] [=] [=] [=]$	GT 625.
$1 / 2 = 0.5$	$2 [\div] [=]$	GT 0.5
$\frac{1}{(2 \times 3 + 10)} = 0.0625$	$2 [x] 3 [+] 10 [\div] [=]$	GT 0.0625
$\sqrt{144} = 12$	$144 [\sqrt{\quad}]$	12.
$\$14.90 + \$0.35 - \$1.45 +$	$1490 [+] 35 [-] 145$	145.
$\$12.05 = \25.85	$[+] 1205 [=]$	GT 25.85

2. Cálculo de memoria

$(12 \times 4) - (20 \div 2) = 38$	$[M\%] [M\%] \left[\frac{ON}{CE-C} \right]$	0.
	$12 [x] 4 [M+] 20 [\div] 2 [M-]$	MEMORY 10.
	$[M\%]$	MEMORY 38.
	$[M\%] \left[\frac{ON}{CE-C} \right]$	0.

3. Constante

$2 + 3 = 5$	$2 [+] 3 [=]$	5.
$4 + 3 = 7$	$4 [=]$	7.
$3 \times 4 = 12$	$3 [x] 4 [=]$	12.
$3 \times 6 = 18$	$6 [=]$	18.

4. Limpieza de error de desbordamiento (SDC-395II)

$1234567890123456 \times 10000 = 1'234.567890123456 \times 10^{12}$	12345678901234567 ERROR	$1'234'567'890'123'456.$
	$[00 \rightarrow 0]$	$123'456'789'012'3456.$
	$[x] 10000 [=]$	ERROR $1'234.567890123456$
	$\left[\frac{ON}{CE-C} \right] \left[\frac{ON}{CE-C} \right]$	0.

5. Cálculo de subir o bajar precios

$200 + (P \times 20\%) = P$	$2000 [\div] 20 [MU]$	2'500.00
$P = \frac{2000}{1 - 20\%} = 2'500.00$	$[MU]$	500.00
$2500 - 2000 = 500.00$		
$200 - (P \times 20\%) = P$	$2000 [\div] 20 [+/-] [MU]$	1'666.67
$P = \frac{2000}{1 + 20\%} = 1'666.67$		
$\frac{18000 - 15000}{15000} \times 100\% = 20.00\%$	$18000 [-] 15000 [MU]$	20.00

6. MEMORIA GT

Presionar $[GT]$ dos veces antes de que usted opere con la función $[GT]$.		
$20 + 10 = 30$	$[GT] [GT] 20 [+] 10 [=]$	GT 30.
$45 - 25 = 20$	$45 [-] 25 [=]$	GT 20.
$50 \times 3 = 150$	$50 [x] 3 [=]$	GT 150.
total = 200	$[GT]$	GT 200.
$200 \times 15\% = 30$	$[x] 15 [\%]$	GT 30.
$200 + (200 \times 15\%) = 230$	$[GT]$	GT 230.
	$[GT]$	230.
	$\left[\frac{ON}{CE-C} \right]$	0.

Todos los resultados del cálculo son acumulados automáticamente en el GT

7. Cálculo de impuestos

$100 + TAX(3\%) = 103$	$3 [RATE] [+TAX]$	% 3.
	$100 [+TAX]$	+TAX 103.
Suma de impuesto = 3	$[+TAX]$	TAX 3.
$3 =$ Suma de impuesto	$103 =$ Valor con impuesto	
$206 - TAX(3\%) = 200$	$\left[\frac{ON}{CE-C} \right] [RATE] [-TAX]$	% 3.
	$206 [-TAX]$	-TAX 200.
Suma de impuesto = 6	$[-TAX]$	TAX 6.
$6 =$ Suma de impuesto	$200 =$ Valor sin impuesto	

*** FONTE DE ALIMENTAÇÃO**

Português

CITIZEN modelo SDC-384II/SDC-395II tem dupla fonte de alimentação de energia (energia solar e bateria de reserva), permitindo operar sob qualquer condição de iluminação.

-Função Auto power-off(desligamento automático)-

A calculadora desliga automaticamente, caso nenhum a tecla seja utilizada por aproximadamente 6 minutos.

-Troca de bateria-

Se for necessário trocar a bateria de reserva, remova a bateria usada, abrindo a tampa inferior e coloque uma bateria nova, observando a polaridade indicada. Depois de trocar a bateria, use um objeto metálico e elíptico para pressionar a tecla RESET na placa de circuito impresso.

*** ÍNDICE DE TECLAS**

Português

$\left[\frac{ON}{CE \cdot C} \right]$: Tecla para Ligar / Tecla para Limpar Entrada / Limpar

[00→0] : Tecla de mudança de dígito

[+/-] : Tecla para mudar Sinal ±

[M+] : Tecla de mais da memória [M-] : Tecla de menos da memória

[M^o] : Tecla da chamada da memória / Tecla para limpar a memória

[MU] : Tecla para Marca Preço para cima / baixo

[GT] : Tecla do Grande Total $[\sqrt{\quad}]$: Tecla de Raiz Quadrada

[RATE] : Tecla para Ajuste do Índice da Taxa

[+TAX] : ①Preço com a Tecla de Taxa ②Para armazenar o índice da taxa quando pressionadas as teclas [RATE] e [+TAX]

[-TAX] : ①Preço sem a Tecla de Taxa ②Para recuperar o índice da taxa quando pressionadas as teclas [RATE] e [-TAX]

A 0 2 3 F

$\left[\frac{ON}{CE \cdot C} \right]$

Comutador para seleção de casa decimal

- F -

Modalidade de decimal flutuante

- 0 - 2 - 3 -

Modalidade de decimal fixo

- A -

Modalidade ADICIONAR entra automaticamente a decimal monetária em cálculos de adição e subtração

↑ 5/4 ↓

Arredondamento para cima / Truncamento /

$\left[\frac{ON}{CE \cdot C} \right]$

Arredondamento para baixo

Os Sinais do Visor Significam o Seguinte:

MEMORY : Memória

TAX : Quantia de taxa

-MINUS : Menos(ou negativo)

-TAX : Preço excluindo a taxa

ERROR : Erro por transbordamento

+TAX : Preço incluindo a taxa

GT : Grande total

RATE : Ajuste do índice da taxa

% : Índice da taxa armazenada

*** EXEMPLOS DE OPERAÇÃO**

Português

1.Exemplo de calculos

Antes de executar cada cálculo, pressione a tecla $\left[\frac{ON}{CE \cdot C} \right]$ 2 vezes.

Exemplo	Operação com a tecla	Visualização
2 x 3 = 6	2 [x] 2 $\left[\frac{ON}{CE \cdot C} \right]$ 3 [=]	GT 6.
7 x 9 = 63	7 [-] [x] 9 [=]	GT 63.
300 x 27% = 81	300 [x] 27 [%]	GT 81.
$\frac{11.2}{56} \times 100\% = 20\%$	11.2 [-] 56 [%]	GT 20.
300+(300 x 40%)=420	300 [+] 40 [%]	GT 420.
300-(300 x 40%)=180	300 [-] 40 [%]	GT 180.
1400 x 12% = 168	1400 [x] 12 [%]	GT 168.
6 + 4 + 7.5 = 17.5	6 [+] 4 [+] 7.5 [=]	GT 17.5
5 x 3 ÷ 0.2 = 75	$\left[\frac{ON}{CE \cdot C} \right]$ $\left[\frac{ON}{CE \cdot C} \right]$ 5 [x] 3 [-] 0.2 [=]	GT 75.
8 ÷ 4 x 3.7 + 9 = 16.4	8 [-] 4 [x] 3.7 [+] 9 [=]	GT 16.4
5 ⁴ = 625	5 [x] [=] [=] [=]	GT 625.
1 / 2 = 0.5	2 [-] [=]	GT 0.5
$\frac{1}{(2 \times 3 + 10)} = 0.0625$	2 [x] 3 [+] 10 [-] [=]	GT 0.0625
$\sqrt{144} = 12$	144 [$\sqrt{\quad}$]	12.
\$14.90+\$0.35-\$1.45+	1490 [+] 35 [-] 145	145.
\$12.05=\$25.85	[+] 1205 [=]	GT 25.85

2.Memória

$(12 \times 4) - (20 \div 2) = 38$	[M ^o] [M ^o] $\left[\frac{ON}{CE \cdot C} \right]$	0.
	12 [x] 4 [M+] 20 [-] 2 [M-]	MEMORY 10.
	[M ^o]	MEMORY 38.
	[M ^o] $\left[\frac{ON}{CE \cdot C} \right]$	0.

3.Constante

2 + 3 = 5	2 [+] 3 [=]	5.
4 + 3 = 7	4 [=]	7.
3 x 4 = 12	3 [x] 4 [=]	12.
3 x 6 = 18	6 [=]	18.

4.Erro por transbordamento (SDC-395II)

1234567890123456 x 10000	12345678901234567 ERROR	1'234'567'890'123'456.
[00→0]		123'456'789'012'3456.
[x] 10000 [=]	ERROR	1'234.567890123456
$x 10^{12}$	$\left[\frac{ON}{CE \cdot C} \right]$ $\left[\frac{ON}{CE \cdot C} \right]$	0.

5.Cálculo para marcação de preço para cima & para baixo

200+(P x 20%)=P	2000 [-] 20 [MU]	2'500.00
$P = \frac{2000}{1 - 20\%} = 2'500.00$	[MU]	500.00
2500-2000 = 500.00		
200-(P x 20%)=P	2000 [-] 20 [+/-] [MU]	1'666.67
$P = \frac{2000}{1 + 20\%} = 1'666.67$		
$\frac{18000 - 15000}{15000} \times 100\% = 20.00\%$	18000 [-] 15000 [MU]	20.00

6.GT-MEMÓRIA

Pressione [GT] duas vezes antes de operar a função GT.

20 + 10 = 30	[GT] [GT] 20 [+] 10 [=]	GT 30.
45 - 25 = 20	45 [-] 25 [=]	GT 20.
50 x 3 = 150	50 [x] 3 [=]	GT 150.
total = 200	[GT]	GT 200.
200 x 15% = 30	[x] 15 [%]	GT 30.
200 + (200 x 15%) = 230	[GT]	GT 230.
	$\left[\frac{ON}{CE \cdot C} \right]$	0.

Todos os resultados de cálculo são automaticamente acumulados em GT

7.Cálculo da Taxa

100+TAX(3%) = 103	3 [RATE] [+TAX]	% 3.
	100 [+TAX]	+TAX 103.
Soma da Taxa = 3	[+TAX]	TAX 3.
3 = Soma da Taxa	103 = Valor com taxa incluída	
206-TAX(3%) = 200	$\left[\frac{ON}{CE \cdot C} \right]$ [RATE] [-TAX]	% 3.
	206 [-TAX]	-TAX 200.
Soma da Taxa = 6	[-TAX]	TAX 6.
6 = Soma da Taxa	200 = Valor excluído de Taxa	

*** STROMVERSORGUNG**

Deutsch



Das CITIZEN Modell SDC-384II/SDC-395II wird durch 2 voneinander unabhängigen Energiequellen versorgt (Entweder durch eine sehr starke Solarzelle oder durch eine Batterie). Der Rechner arbeitet selbst unter schlechtesten Lichtbedingungen.

- Automatische Ausschaltung-
- Ist der Rechner 6 Minuten nicht in Betrieb, schaltet er sich automatisch ab.
- Batteriewechsel-
- Sollte die batterie gewechselt werden, entfernen Sie bitte die Schrauben vom unterteil und tauschen die alte gegen eine neue batterie aus. Beachten Sie, daß die batterie richtig, entsprechend der polarität, eingelegt wird. Drücken Sie nach dem Auswechseln der Batterie mit einem runden metallernem Objekt auf das RESET Feld auf der bedruckten Platine.

*** ERKLÄRUNGEN VON SCHLUSSEL**

Deutsch

- [$\frac{ON}{CE-C}$] : An / Eingabe löschen / Löschen Taste
- [00→0] : Rechts schub taste [M+] : Speicher Plus-Taste
- [M-] : Speicher Minus-Taste [+/-] : ±Vorzeicheneingabetaste
- [M $\frac{S}{C}$] : Speicher Abruf-Taste / Speicher Löschen-Taste
- [MU] : Preisangabe-oben / unten Taste
- [GT] : Gesamtsummentaste.
- [$\sqrt{\quad}$] : Quadratwurzeltaste
- [RATE] : Stellerraten-Einstellungstaste
- [$\frac{STORE}{+TAX}$] : ①Preis mit Steuern Taste ②Speichern der Stellerrate, wenn die Tasten [RATE] und [+TAX] gedrückt werden
- [$\frac{RECALL}{-TAX}$] : ①Preis ohne Steuern Taste ②Abrufen der Stellerrate, wenn die Tasten [RATE] und [-TAX] gedrückt werden

-  Schalter für Dezimalauswahlplatz
- F - Gleitkomma-Modus
- 0 - 2 - 3 - Festkomma-Modus
- A - ADD-Modus gibt bei Additions- und Subtraktionsrechnungen automatisch das Dezimalkomma an.
-  Abrundenschalter „Aufrunden“

Die Zeichen in der Anzeige haben die folgende Bedeutung:




- MEMORY : Speicher TAX : Steuerbetrag
- MINUS : Minus(oder negativ) -TAX : Preis ohne Steuern
- ERROR : Überflussfehler +TAX : Preis mit Steuern
- GT : Gesamtsumme RATE : Stellerraten-Einstellung
- % : Stellerrate gespeichert

*** BEISPIEL FÜR DEN BETRIEB**


Deutsch

1. Berechnungsbeispiele


Drücken Sie vor dem Ausführen einer Berechnung jeweils die [$\frac{ON}{CE-C}$] Taste 2 mal.

Beispiel	Tastenkombination	Anzeige
 2 x 3 = 6	2 [x] 2 [$\frac{ON}{CE-C}$] 3 [=]	GT 6.
7 x 9 = 63	7 [=] [x] 9 [=]	GT 63.
300 x 27% = 81	300 [x] 27 [%]	GT 81.
$\frac{11.2}{56}$ x 100% = 20%	11.2 [=] [=] 56 [%]	GT 20.
300+(300 x 40%)=420	300 [+] 40 [%]	GT 420.
300-(300 x 40%)=180	300 [-] 40 [%]	GT 180.
1400 x 12% = 168	1400 [x] 12 [%]	GT 168.
6 + 4 + 7.5 = 17.5	6 [+] 4 [+] 7.5 [=]	GT 17.5
5 x 3 ÷ 0.2 = 75	[$\frac{ON}{CE-C}$] [$\frac{ON}{CE-C}$] 5 [x] 3 [=] 0.2 [=]	GT 75.
8 ÷ 4 x 3.7 + 9 = 16.4	8 [=] 4 [x] 3.7 [+] 9 [=]	GT 16.4
5 ⁴ = 625	5 [x] [=] [=] [=]	GT 625.
1 / 2 = 0.5	2 [=] [=]	GT 0.5
$\frac{1}{(2x3+10)} = 0.0625$	2 [x] 3 [+] 10 [=] [=]	GT 0.0625
$\sqrt{144} = 12$	144 [$\sqrt{\quad}$]	12.
 \$14.90+\$0.35-\$1.45+	1490 [+] 35 [-] 145	145.
 \$12.05=\$25.85	[+] 1205 [=]	GT 25.85

2. Speicher

 (12 x 4) - (20 ÷ 2) = 38	[M $\frac{S}{C}$] [M $\frac{S}{C}$] [$\frac{ON}{CE-C}$]	0.
	12 [x] 4 [M+] 20 [=] 2 [M-]	MEMORY 10.
	[M $\frac{S}{C}$]	MEMORY 38.
	[M $\frac{S}{C}$] [$\frac{ON}{CE-C}$]	0.


3. Konstant

 2 + 3 = 5	2 [+] 3 [=]	5.
4 + 3 = 7	4 [=]	7.
3 x 4 = 12	3 [x] 4 [=]	12.
3 x 6 = 18	6 [=]	18.

4. Korrektur und überlauf-fehler(SDC-395II)


1234567890123456 x 10000	12345678901234567 ERROR	1'234'567'890'123'456.
= 1'234.567890123456 x 10 ¹²	[00→0] [x] 10000 [=]	123'456'789'012'3456.
	[$\frac{ON}{CE-C}$] [$\frac{ON}{CE-C}$]	1'234.567890123456
		0.

5. Preismarkierungs auf & Abrundungsrechnung

 200+(P x 20%)=P	2000 [=] 20 [MU]	2'500.00
P = $\frac{2000}{1-20\%}$ = 2'500.00	[MU]	500.00
2500-2000 = 500.00		
200-(P x 20%)=P	2000 [=] 20 [+/-] [MU]	1'666.67
P = $\frac{2000}{1+20\%}$ = 1'666.67		
$\frac{18000-15000}{15000}$ x 100% = 20.00%	18000 [-] 15000 [MU]	20.00

6. GT-SPEICHER

Drücken Sie zweimal [GT], bevor Sie die GT-Funktion ausführen.

 20 + 10 = 30	[GT] [GT] 20 [+] 10 [=]	GT 30.
45 - 25 = 20	45 [-] 25 [=]	GT 20.
50 x 3 = 150	50 [x] 3 [=]	GT 150.
total = 200	[GT]	GT 200.
200 x 15% = 30	[x] 15 [%]	GT 30.
200 + (200 x 15%) = 230	[GT]	GT 230.
	[GT]	230.
	[$\frac{ON}{CE-C}$]	0.

Alle Berechnungsergebnisse werden automatisch im GT akkumuliert.

7. Steuerberechnung

100+TAX(3%) = 103	3 [RATE] [+TAX]	% 3.
Steuersumme = 3	100 [+TAX]	+TAX 103.
3 = Steuersumme	[+TAX]	TAX 3.
206-TAX(3%) = 200	103 = Wert mit Steuersumme	
Steuersumme = 6	[$\frac{ON}{CE-C}$] [RATE] [-TAX]	% 3.
6 = Steuersumme	206 [-TAX]	-TAX 200.
	200 = Wert ohne Steuersumme	TAX 6.

*** ALIMENTATION**

Français

CITIZEN modèle SDC-384II/SDC-395II à double alimentation (énergie solaire haute+pile de soutien d'alimentation) qui peut opérer sous n'importe conditions de lumière.

-Arrêt d'alimentation automatique -

L'alimentation de cette calculatrice se coupe automatiquement si laissée allumée et non utilisée pendant environ 6 minutes.

-Remplacement de pile-

Lorsque il faut remplacer la pile, enleve les vis de l'étui bas et remplacer la pile usée et insérer une nouvelle pile selon la polarité indiquée. Après avoir changé la batterie, utilisez un objet elliptique en métal, pour appuyer sur le coussinet de REAJUSTEMENT sur le panneau du circuit imprimé.

*** SIGNIFICATION DES TOUCHES**

Français

$\left[\frac{ON}{CE-C} \right]$: Bouton de Mise en marche / d'annulation / Touche d'annulation de l'Entrée

[00→0] : Touche de correction

[M+] : Touche de mémoire plus

[M-] : Touche de mémoire moins

[+/-] : ± Touche de changement de Signe

[M[±]] : Rappeler la mémoire / Effacer la mémoire

[MU] : Touche de hausse / baisse du Prix

[GT] : Touche de Total Général $\left[\sqrt{\quad} \right]$: Touche Racine carrée

[RATE] : Touche de Réglage du Taux de la Taxe

[+TAX] : ① Touche de Prix avec la Taxe ② Sauvegarder le taux de la taxe en appuyant sur [RATE] (TAUX) et [+TAX] (TAXE)

[RECALL] [-TAX] : ① Touche de Prix sans la Taxe ② Rappeler le taux de la taxe en appuyant sur les touches [RATE] (TAUX) et [-TAX] (TAXE)

$\left[\frac{A \ 0 \ 2 \ 3 \ F}{\quad} \right]$ Bouton de sélection d'emplacement de la Décimale

- F - Mode de Décimale Flottante

- 0 - 2 - 3 - Mode de Décimale Fixe

- A - Le mode ADD entre automatiquement la décimale monétaire en mode de calculs d'addition et de soustraction

$\left[\frac{\uparrow \ 5/4 \ \downarrow}{\quad} \right]$ Bouton d'Arrondi supérieur / Arrondi / Arrondi inférieur

Les signes de l'Affichage signifient ce qui suit:

MEMORY : Mémoire TAX : Montant de la taxe
 -MINUS : Moins(ou négatif) -TAX : Prix excluant la taxe
 GT : Total Général +TAX : Prix incluant la taxe
 ERROR : Erreur-Débordement % : Taux de la taxe stockée
 RATE : Réglage du taux de la taxe

*** EXEMPLES D'OPÉRATIONS**

Français

1.Exemples de calculs

Avant d'effectuer chaque calcul, pressez la touche $\left[\frac{ON}{CE-C} \right]$ 2 fois.

Exemple	Touche d'Opération	Affichage
$2 \times 3 = 6$	2 [x] 2 $\left[\frac{ON}{CE-C} \right]$ 3 [=]	GT 6.
$7 \times 9 = 63$	7 [÷] [x] 9 [=]	GT 63.
$300 \times 27\% = 81$	300 [x] 27 [%]	GT 81.
$\frac{11.2}{56} \times 100\% = 20\%$	11.2 [÷] 56 [%]	GT 20.
$300 + (300 \times 40\%) = 420$	300 [+] 40 [%]	GT 420.
$300 - (300 \times 40\%) = 180$	300 [-] 40 [%]	GT 180.
$1400 \times 12\% = 168$	1400 [x] 12 [%]	GT 168.
$6 + 4 + 7.5 = 17.5$	6 [+] 4 [+] 7.5 [=]	GT 17.5
$5 \times 3 \div 0.2 = 75$	$\left[\frac{ON}{CE-C} \right]$ 5 [x] 3 [÷] 0.2 [=]	GT 75.
$8 \div 4 \times 3.7 + 9 = 16.4$	8 [÷] 4 [x] 3.7 [+] 9 [=]	GT 16.4
$5^4 = 625$	5 [x] [=] [=]	GT 625.
$1 / 2 = 0.5$	2 [÷] [=]	GT 0.5
$\frac{1}{(2 \times 3 + 10)} = 0.0625$	2 [x] 3 [+] 10 [÷] [=]	GT 0.0625
$\sqrt{144} = 12$	144 [$\sqrt{\quad}$]	12.
$\$14.90 + \$0.35 - \$1.45 +$	1490 [+] 35 [-] 145	145.
$\$12.05 = \25.85	[+] 1205 [=]	GT 25.85

2.Calcul avec mémoire

$(12 \times 4) - (20 \div 2) = 38$	[M [±]] [M [±]] $\left[\frac{ON}{CE-C} \right]$	0.
	12 [x] 4 [M+] 20 [÷] 2 [M-]	MEMORY 10.
	[M [±]]	MEMORY 38.
	[M [±]] $\left[\frac{ON}{CE-C} \right]$	0.

3.Constant Calcul

$2 + 3 = 5$	2 [+] 3 [=]	5.
$4 + 3 = 7$	4 [=]	7.
$3 \times 4 = 12$	3 [x] 4 [=]	12.
$3 \times 6 = 18$	6 [=]	18.

4.Correcton et dépassement-erreur(SDC-395II)

1234567890123456 x 10000	12345678901234567 ERROR	1'234'567'890'123'456
= 1'234.567890123456 x 10 ¹²	[00→0] [x] 10000 [=]	123'456'789'012'3456
	$\left[\frac{ON}{CE-C} \right]$ $\left[\frac{ON}{CE-C} \right]$	ERROR 1'234.567890123456
		0.

5.Calcul de la hausse et de la baisse du prix

$200 + (P \times 20\%) = P$	2000 [÷] 20 [MU]	2'500.00
$P = \frac{2000}{1 - 20\%} = 2'500.00$	[MU]	500.00
$2500 - 2000 = 500.00$		
$200 - (P \times 20\%) = P$	2000 [÷] 20 [+/-] [MU]	1'666.67
$P = \frac{2000}{1 + 20\%} = 1'666.67$		
$\frac{18000 - 15000}{15000} \times 100\% = 20.00\%$	18000 [-] 15000 [MU]	20.00

6.Mémoire TG

Pressez [GT] (Total Général) deux fois avant d'utiliser la fonction TG.

$20 + 10 = 30$	[GT] [GT] 20 [+] 10 [=]	GT 30.
$45 - 25 = 20$	45 [-] 25 [=]	GT 20.
$50 \times 3 = 150$	50 [x] 3 [=]	GT 150.
total = 200	[GT]	GT 200.
$200 \times 15\% = 30$	[x] 15 [%]	GT 30.
$200 + (200 \times 15\%) = 230$	[GT]	GT 230.
	[GT]	230.
	$\left[\frac{ON}{CE-C} \right]$	0.

Tous les résultats des calculs sont ajoutés automatiquement au Total Général.

7.Calcul de l'impôt

$100 + TAX(3\%) = 103$	3 [RATE] [+TAX]	%
	100 [+TAX]	+TAX 3.
Le montant de la taxe = 3	[+TAX]	TAX 103.
3 = Le montant de la taxe	103 = Valeur avec avec taxe	3.
$206 - TAX(3\%) = 200$	$\left[\frac{ON}{CE-C} \right]$ [RATE] [-TAX]	%
	206 [-TAX]	-TAX 3.
Le montant de la taxe = 6	200 [-TAX]	TAX 200.
6 = Le montant de la taxe	200 = Valeur hors taxe	6.

*** Alimentazione Elettrica**

Italiano

Il calcolatore CITIZEN model SDC-384II/SDC-395II ha due risorse di potenza : energia solare e batteria di riserva e può funzionare sotto qualsiasi luce.

-Spegnimento automatico-

La calcolatrice si spegne automaticamente se non immettere nessun dato in circa 6 minuti.

-Sostituzione della batteria-

Nel caso che sia necessario sostituire la batteria,rimuovere il coperchio inferiore, togliere la batteria vecchia e inserire una nuova nel compartimento batteria. Dopo aver cambiato la batteria, si prega di usare un oggetto di metallo ellittico per premere il tasto RESET (REIMPOSTA) sullo schema del circuito stampato.

*** Indice Tasti**

Italiano

$\left[\frac{ON}{CE \cdot C} \right]$: Acceso / Tasto cancella tutto / Cancella immissione

[00→0] : Correzione

[M+] : Memoria addizione

[M-] : Memoria sottrazione

[+/-] : ±Tasto cambio segno

[M₀⁰] : Margine / Cancellazione

[MU] : Tasto rialzo / ribasso di prezzo

[GT] : Tasto somma complessiva $[\sqrt{\quad}]$: Tasto radice quadrata

[RATE] : Tasto di impostazione dell'Aliquota d'imposta

[+TAX] : ①Prezzo con Tasto d'imposta ②Per memorizzare l'aliquota d'imposta quando si premono i tasti [RATE] e [+TAX]

[-TAX] : ①Prezzo senza Tasto d'imposta ②Per richiamare l'aliquota d'imposta quando si premono i tasti [RATE] e [-TAX]



Scambio selezione della posizione del decimale

- F -

Modalità decimale mobile

- 0 - 2 - 3 -

Modalità decimale fissa

- A -

La modalità AGGIUNGI introduce automaticamente il decimale monetario nei calcoli di addizione e sottrazione



Scambio arrotondamento / arrotondamento per eccesso

I simboli dello Schermo di visualizzazione significano:

MEMORY : Memoria

TAX : Somma dell'imposta

-MINUS : Meno(o negativo)

-TAX : Prezzo esclusa l'imposta

ERROR : Errore di traboccamento aritmetico

+TAX : Prezzo inclusa l'imposta

GT : Somma complessiva

% : Aliquota d'imposta memorizzata

RATE : Impostazione dell'aliquota d'imposta

*** Esempio di Operazione**

Italiano

1. Operazione del calcolo normale

Prima di effettuare ciascun calcolo, premere il tasto $\left[\frac{ON}{CE \cdot C} \right]$ 2 volte.

Esempio	Operazione con il tasto	Visualizzazione
$2 \times 3 = 6$	$2 [x] 2 \left[\frac{ON}{CE \cdot C} \right] 3 [=]$	GT 6.
$7 \times 9 = 63$	$7 [\div] [x] 9 [=]$	GT 63.
$300 \times 27\% = 81$	$300 [x] 27 [\%]$	GT 81.
$\frac{11.2}{56} \times 100\% = 20\%$	$11.2 [\div] 56 [\%]$	GT 20.
$300 + (300 \times 40\%) = 420$	$300 [+] 40 [\%]$	GT 420.
$300 - (300 \times 40\%) = 180$	$300 [-] 40 [\%]$	GT 180.
$1400 \times 12\% = 168$	$1400 [x] 12 [\%]$	GT 168.
$6 + 4 + 7.5 = 17.5$	$6 [+] 4 [+] 7.5 [=]$	GT 17.5
$5 \times 3 \div 0.2 = 75$	$\left[\frac{ON}{CE \cdot C} \right] \left[\frac{ON}{CE \cdot C} \right] 5 [x] 3 [\div] 0.2 [=]$	GT 75.
$8 \div 4 \times 3.7 + 9 = 16.4$	$8 [\div] 4 [x] 3.7 [+] 9 [=]$	GT 16.4
$5^4 = 625$	$5 [x] [=] [=] [=]$	GT 625.
$1 / 2 = 0.5$	$2 [\div] [=]$	GT 0.5
$\frac{1}{(2 \times 3 + 10)} = 0.0625$	$2 [x] 3 [+] 10 [\div] [=]$	GT 0.0625
$\sqrt{144} = 12$	$144 [\sqrt{\quad}]$	12.
$\$14.90 + \$0.35 - \$1.45 +$	$1490 [+] 35 [-] 145$	145.
$\$12.05 = \25.85	$[+] 1205 [=]$	GT 25.85

2. Operazione del calcolo memoria

$(12 \times 4) - (20 \div 2) = 38$	$[M_0^0] [M_0^0] \left[\frac{ON}{CE \cdot C} \right]$	0.
	$12 [x] 4 [M+] 20 [\div] 2 [M-]$	MEMORY 10.
	$[M_0^0]$	MEMORY 38.
	$[M_0^0] \left[\frac{ON}{CE \cdot C} \right]$	0.

3. Operazione del calcolo costante

$2 + 3 = 5$	$2 [+] 3 [=]$	5.
$4 + 3 = 7$	$4 [=]$	7.
$3 \times 4 = 12$	$3 [x] 4 [=]$	12.
$3 \times 6 = 18$	$6 [=]$	18.

4. Cancellazione della capacità di operazione superata (SDC-395II)

1234567890123456 x	12345678901234567	ERROR	1'234'567'890'123'456.
10000	[00→0]		123'456'789'012'3456.
= 1'234.567890123456	$[x] 10000 [=]$	ERROR	1'234.567890123456
$\times 10^{12}$	$\left[\frac{ON}{CE \cdot C} \right] \left[\frac{ON}{CE \cdot C} \right]$		0.

5. Calcolo rialzo / Ribasso di prezzo

$200 + (P \times 20\%) = P$	$2000 [+] 20 [MU]$	2'500.00
$P = \frac{2000}{1 - 20\%} = 2'500.00$	[MU]	500.00
$2500 - 2000 = 500.00$		
$200 - (P \times 20\%) = P$	$2000 [\div] 20 [+/-] [MU]$	1'666.67
$P = \frac{2000}{1 + 20\%} = 1'666.67$		
$\frac{18000 - 15000}{15000} \times 100\%$	$18000 [-] 15000 [MU]$	20.00
= 20.00%		

6. MEMORIA GT

Premendo [GT] due volte prima di attivare la funzione GT.

$20 + 10 = 30$	$[GT] [GT] 20 [+] 10 [=]$	GT 30.
$45 - 25 = 20$	$45 [-] 25 [=]$	GT 20.
$50 \times 3 = 150$	$50 [x] 3 [=]$	GT 150.
total = 200	[GT]	GT 200.
$200 \times 15\% = 30$	$[x] 15 [\%]$	GT 30.
$200 + (200 \times 15\%) =$	[GT]	GT 230.
230	$\left[\frac{ON}{CE \cdot C} \right]$	0.

Tutti i risultati del calcolo sono automaticamente accumulati in GT.

7. Calcolo della tassazione

$100 + TAX(3\%) = 103$	$3 [RATE] [+TAX]$	%	3.
Import della tassa = 3	$100 [+TAX]$	+TAX	103.
3 = Import della tassa		TAX	3.
3 = Import della tassa	103 = Valore con tassa		
$206 - TAX(3\%) = 200$	$\left[\frac{ON}{CE \cdot C} \right] [RATE] [-TAX]$	%	3.
Import della tassa = 6	$206 [-TAX]$	-TAX	200.
6 = Import della tassa	$[-TAX]$	TAX	6.
6 = Import della tassa	200 = Valore senza tassa		

*** Stroomvoorziening**

Nederlands

De CITIZEN SDC-384II/SDC-395II calculator krijgt haar energie van twee soorten batterijen: zonne-energie en reserve energie. Zij kan onder alle soorten licht werken.

-Automatische verbreking van de stroomvoorziening-

Als de calculator gedurende 6 minuten niet gebruikt wordt, zal de Stroomvoorziening automatisch verbroken worden.

-Het verwisselen van de batterijen-

Wanneer u de batterijvakje wilt verwisselen, moet u eerst het deksel van het batterijvakje openen en de oude batterijen verwijderen, en daarna de nieuwe batterijen in het vakje plaatsen. Na het veranderen van de batterij, gebruikt u een metalen elliptisch voorwerp om op het RESET pad van het gedrukte circuitbord te drukken.

*** Lijst van druktoetsen**

Nederlands

- [$\frac{ON}{CE-C}$] : Inschakelen / Wissen / Invoer wissen
- [00→0] : Veranderen [M+] : Geheugen optellen
- [M-] : Geheugen aftrekken [√] : Vierkantswortel-toets
- [+/-] : ± Toets voor het veranderen van teken
- [M^o] : Geheugen / Schrapen
- [MU] : Toets voor afgeprijsde en verhoogde prijs
- [GT] : Toets voor het volledig totaal
- [RATE] : Toets voor het instellen van het belastingstarief
- [+TAX] : ①Toets voor de prijs met belasting ②om het belastingstarief op te slaan wanneer u op de toetsen [RATE] en [+TAX] drukt
- [-TAX] : ①Toets voor de prijs zonder belasting ②om het belastingstarief op te vragen wanneer u op de toetsen [RATE] en [-TAX] drukt

- Schakelaar voor de selectie van de decimale plaatsen
- F - Drijvende komma decimale modus
- 0 - 2 - 3 - Vaste komma decimale modus
- A - De optelmodus gaat automatisch over naar de monetaire decimale modus bij het optellen en aftrekken
- Schakelaar voor het naar boven / naar beneden afronden

De tekens op het beeldscherm hebben de volgende betekenis:

- MEMORY : Geheugen TAX : Bedrag van belasting
- MINUS : Min(of negatief) -TAX : Prijs zonder belasting
- ERROR : Overflow fout +TAX : Prijs met belasting
- GT : Volledig totaal RATE : Belastingstarief instellen
- % : Belastingstarief opslaan

*** Voorbeelden van bediening bij gebruik**

Nederlands

1. Voorbeeldberekeningen

Druk tweemaal op de [$\frac{ON}{CE-C}$] toets alvorens een bewerking uit te voeren.

Voorbeeld	Ingedrukte toetsen	Weergave op het scherm
2 x 3 = 6	2 [x] 2 [$\frac{ON}{CE-C}$] 3 [=]	GT 6.
7 x 9 = 63	7 [-] [x] 9 [=]	GT 63.
300 x 27% = 81	300 [x] 27 [%]	GT 81.
$\frac{11.2}{56} \times 100\% = 20\%$	11.2 [=] 56 [%]	GT 20.
300+(300 x 40%)=420	300 [+] 40 [%]	GT 420.
300-(300 x 40%)=180	300 [-] 40 [%]	GT 180.
1400 x 12% = 168	1400 [x] 12 [%]	GT 168.
6 + 4 + 7.5 = 17.5	6 [+] 4 [+] 7.5 [=]	GT 17.5
5 x 3 ÷ 0.2 = 75	[$\frac{ON}{CE-C}$] [$\frac{ON}{CE-C}$] 5 [x] 3 [-] 0.2 [=]	GT 75.
8 ÷ 4 x 3.7 + 9 = 16.4	8 [-] 4 [x] 3.7 [+] 9 [=]	GT 16.4
5 ⁴ = 625	5 [x] [=] [=] [=]	GT 625.
1 / 2 = 0.5	2 [-] [=]	GT 0.5
$\frac{1}{(2 \times 3 + 10)} = 0.0625$	2 [x] 3 [+] 10 [-] [=]	GT 0.0625
$\sqrt{144} = 12$	144 [√]	12.
\$14.90+\$0.35-\$1.45+	1490 [+] 35 [-] 145	145.
\$12.05=\$25.85	[+] 1205 [=]	GT 25.85

2. Geheugenberekeningen

(12 x 4) - (20 ÷ 2) = 38	[M ^o] [M ^o] [$\frac{ON}{CE-C}$]	0.
12 x 4 [M+] 20 [-] 2 [M-]	MEMORY	10.
[M ^o]	MEMORY	38.
[M ^o] [$\frac{ON}{CE-C}$]		0.

3. Berekeningen met een constante

2 + 3 = 5	2 [+] 3 [=]	5.
4 + 3 = 7	4 [=]	7.
$\frac{3}{3} \times 4 = 12$	3 [x] 4 [=]	12.
$\frac{3}{3} \times 6 = 18$	6 [=]	18.

4. Het schrappen van ingetoetste getallen die de berekeningcapaciteit overschrijden (SDC-395II)

1234567890123456 x 12345678901234567 ERROR 1'234'567'890'123'456.		
10000 [00→0]		123'456'789'012'3456.
= 1'234.567890123456 [x] 10000 [=]	ERROR	1'234.567890123456
x 10 ¹² [$\frac{ON}{CE-C}$] [$\frac{ON}{CE-C}$]		0.

5. Berekening van de afgeprijsde of verhoogde prijs

200+(P x 20%)=P	2000 [-] 20 [MU]	2'500.00
P = $\frac{2000}{1-20\%}$ = 2'500.00	[MU]	500.00
2500-2000 = 500.00		
200-(P x 20%)=P	2000 [-] 20 [+/-] [MU]	1'666.67
P = $\frac{2000}{1+20\%}$ = 1'666.67		
$\frac{18000-15000}{15000} \times 100\%$	18000 [-] 15000 [MU]	20.00
= 20.00%		

6. GT-GEHEUGEN

Druk tweemaal op [GT] alvorens bewerkingen met de GT-functie te beginnen.

20 + 10 = 30	[GT] [GT] 20 [+] 10 [=]	GT 30.
45 - 25 = 20	45 [-] 25 [=]	GT 20.
50 x 3 = 150	50 [x] 3 [=]	GT 150.
total = 200	[GT]	GT 200.
200 x 15% = 30	[x] 15 [%]	GT 30.
200 + (200 x 15%) = 230	[GT]	GT 230.
	[GT]	230.
	[$\frac{ON}{CE-C}$]	0.

Alle berekeningsresultaten worden automatisch in het GT-geheugen geaccumuleerd.

7. Berekening van belastingen

100+TAX(3%) = 103	3 [RATE] [+TAX]	%	3.
	100 [+TAX]	+TAX	103.
Belastingbedrag = 3	[+TAX]	TAX	3.
3 = Belastingbedrag	103 = De waarde inclusief belastingtarief		
206-TAX(3%) = 200	[$\frac{ON}{CE-C}$] [RATE] [-TAX]	%	3.
	206 [-TAX]	-TAX	200.
Belastingbedrag = 6	[-TAX]	TAX	6.
6 = Belastingbedrag	200 = De waarde exclusief belastingtarief		

*** Strømforsyningen**

Danish

CITIZEN SDC-384II/SDC-395II regnemaskine er forsynet af to typer batterier : Solceller og reservebatteriet, hvilken gør det muligt at bruge regnemaskinen med ethvert baggrundslys.

-Stop strømforsyningen automatisk-

Lommeregneren slukker automatisk for strømmen, hvis der ikke har været trykket på en tast i ca. 6 minutter.

-Skift batteriet-

Når batteriet skal skiftes, åbner man låget nedenunder, tager batteriet ud, og sætter det nye batteri på plads. Efter batteriskift, anvend venligst en elliptisk genstand til at trykke på RESET på printpladen.

*** Knappers indeks**

Danish

$\left[\frac{ON}{CE \cdot C} \right]$: Tænd / Slet / Slet indtastning

[00→0] : Rettelse knap

[M+] : Addition hukommelse knap

[M-] : Subtraktion hukommelse knap

[+/-] : ±Skift fortegn

$[M_{\frac{CE}{C}}]$: Hukommelse knap / Slettelse knap

[MU] : Prismærke op / ned

[GT] : Grand total tast

$[\sqrt{\quad}]$: Kvadratrodstast

[RATE] : Tast til indstilling af moms sats

$[+TAX]$: ①Tast til pris med moms

②Lagring af moms sats ved tryk på [RATE] og [+TAX] taster

$[-TAX]$: ①Tast til pris uden moms

②Genkald af moms sats ved tryk på [RATE] og [-TAX] taster



Knap til valg af decimalplads



Flydende decimaltaltilstand



Fast decimaltaltilstand



ADD-mode indtaster automatisk valutadecimale i additions- og subtraktionsberegninger



Knap til rund op / rund af / rund ned

Tegnene på displayet har følgende betydning:

MEMORY : Hukommelse

TAX : Moms mængde

-MINUS : Minus(eller negativ)

-TAX : Pris eksklusiv moms

ERROR : Overløbsfejl

+TAX : Pris inklusiv moms

GT : Grand total

RATE : Moms sats indstilling

% : Moms sats lagret

*** Betjening eksempler**

Danish

1. Almindelig regningsoperation

Før hver beregning, tryk på $\left[\frac{ON}{CE \cdot C} \right]$ tasten to gange.

Eksempel	Tastebetjening	Vis
$2 \times 3 = 6$	2 [x] 2 $\left[\frac{ON}{CE \cdot C} \right]$ 3 [=]	GT 6.
$7 \times 9 = 63$	7 [-] [x] 9 [=]	GT 63.
$300 \times 27\% = 81$	300 [x] 27 [%]	GT 81.
$\frac{11.2}{56} \times 100\% = 20\%$	11.2 [÷] 56 [%]	GT 20.
$300 + (300 \times 40\%) = 420$	300 [+] 40 [%]	GT 420.
$300 - (300 \times 40\%) = 180$	300 [-] 40 [%]	GT 180.
$1400 \times 12\% = 168$	1400 [x] 12 [%]	GT 168.
$6 + 4 + 7.5 = 17.5$	6 [+] 4 [+] 7.5 [=]	GT 17.5
$5 \times 3 \div 0.2 = 75$	$\left[\frac{ON}{CE \cdot C} \right]$ $\left[\frac{ON}{CE \cdot C} \right]$ 5 [x] 3 [÷] 0.2 [=]	GT 75.
$8 \div 4 \times 3.7 + 9 = 16.4$	8 [÷] 4 [x] 3.7 [+] 9 [=]	GT 16.4
$5^4 = 625$	5 [x] [=] [=] [=]	GT 625.
$1 / 2 = 0.5$	2 [÷] [=]	GT 0.5
$\frac{1}{(2 \times 3 + 10)} = 0.0625$	2 [x] 3 [+] 10 [÷] [=]	GT 0.0625
$\sqrt{144} = 12$	144 [$\sqrt{\quad}$]	12.

$\$14.90 + \$0.35 - \$1.45 +$	1490 [+] 35 [-] 145	145.
$\$12.05 = \25.85	[+] 1205 [=]	GT 25.85

2. Hukommelse regningsoperation

$(12 \times 4) - (20 \div 2)$	$[M_{\frac{CE}{C}}]$ $[M_{\frac{CE}{C}}]$ $\left[\frac{ON}{CE \cdot C} \right]$	0.
$= 38$	12 [x] 4 [M+] 20 [÷] 2 [M-]	MEMORY 10.
	$[M_{\frac{CE}{C}}]$	MEMORY 38.
	$[M_{\frac{CE}{C}}]$ $\left[\frac{ON}{CE \cdot C} \right]$	0.

3. Regningssystem for konstanter

$2 + 3 = 5$	2 [+] 3 [=]	5.
$4 + 3 = 7$	4 [=]	7.
$3 \times 4 = 12$	3 [x] 4 [=]	12.
$3 \times 6 = 18$	6 [=]	18.

4. Slet delen over regningskapaciteten (SDC-395II)

1234567890123456 x	12345678901234567	ERROR	1'234'567'890'123'456.
10000	[00→0]		123'456'789'012'3456.
= 1'234.567890123456	[x] 10000 [=]	ERROR	1'234.567890123456
$\times 10^{12}$	$\left[\frac{ON}{CE \cdot C} \right]$ $\left[\frac{ON}{CE \cdot C} \right]$		0.

5. Beregning med prismærke op & ned

$200 + (P \times 20\%) = P$	2000 [÷] 20 [MU]	2'500.00
$P = \frac{2000}{1 - 20\%} = 2'500.00$	[MU]	500.00
$2500 - 2000 = 500.00$		
$200 - (P \times 20\%) = P$	2000 [÷] 20 [+/-] [MU]	1'666.67
$P = \frac{2000}{1 + 20\%} = 1'666.67$		
$\frac{18000 - 15000}{15000} \times 100\%$	18000 [-] 15000 [MU]	20.00
$= 20.00\%$		

6. GT-HUKOMMELSE

To tryk på [GT] før anvendelse af GT funktion.

$20 + 10 = 30$	[GT] [GT] 20 [+] 10 [=]	GT 30.
$45 - 25 = 20$	45 [-] 25 [=]	GT 20.
$50 \times 3 = 150$	50 [x] 3 [=]	GT 150.
total = 200	[GT]	GT 200.
$200 \times 15\% = 30$	[x] 15 [%]	GT 30.
$200 + (200 \times 15\%) =$	[GT]	GT 230.
230	[GT]	230.
	$\left[\frac{ON}{CE \cdot C} \right]$	0.

Alle beregningsresultater akkumuleres automatisk i GT.

7. Afgiftsberegning

$100 + TAX(3\%)$	3 [RATE] [+TAX]	%
$= 103$		3.
	100 [+TAX]	+TAX 103.
Skatte tal = 3	[+TAX]	TAX 3.
3 = Skatte tal	103 = Værdien inklusive skatteprocent	
$206 - TAX(3\%)$	$\left[\frac{ON}{CE \cdot C} \right]$ [RATE] [-TAX]	%
$= 200$		3.
	206 [-TAX]	-TAX 200.
Skatte tal = 6	[-TAX]	TAX 6.
6 = Skatte tal	200 = Værdien undtagen skatteprocent	

*** СНАБЖЕНИЕ ЭНЕРГИЕЙ**

Русский

Модель CITIZEN SDC-384II/SDC-395II имеет двойное питание (солнечные элементы + батарея) и способен работать при любом освещении.

-Автоматическое отключение питания-

Этот калькулятор обладает функцией автоматического отключения электропитания, благодаря чему питание отключается, если в течение 6 минут не производилось никаких операций на клавишах.

-Замена элементов питания-

Благодаря двойному питанию, батареи, установленные с обратной стороны устройства, работают длительное время. Если изображение на дисплее становится неясным, необходимо заменить батареи. Снимите крышку с нижнего отсека. Извлеките старые батареи и вставьте новые батареи, соблюдая полярность. После замены батареек, с помощью тонкого металлического предмета нажмите кнопку RESET на печатной плате.

*** НАЗНАЧЕНИЕ КЛАВИШ**

Русский

$\left[\frac{ON}{CE-C} \right]$: Включение питания / Сброс числа / Сброс всех значений

$[00 \rightarrow 0]$: Клавиша «зачой» (клавиша правки числа)

$[M+]$: Клавиша прибавления в регистр памяти

$[M-]$: Клавиша вычитания из регистра памяти

$[+/-]$: \pm Перемена знака

$[M\%]$: Клавиша извлечения числа из памяти / Клавиша сброса памяти

$[MU]$: Рост/падение цены

$[GT]$: Клавиша общей суммы

$[\sqrt{\quad}]$: Клавиша извлечения квадратного корня.

$[RATE]$: Клавиша ввода уровня налога

$[\overset{STORE}{+TAX}]$: ① Клавиша ввода цены с налогом

② Для записи цены с налогом нажмите клавиши $[RATE]$ и $[+TAX]$

$[\overset{RECALL}{-TAX}]$: ① Клавиша вызова цены без налога

② Для вызова нажмите клавиши $[RATE]$ и $[-TAX]$

$A \overset{0}{\cdot} \overset{2}{\cdot} \overset{3}{\cdot} \overset{F}{\cdot}$ Переключатель места десятичного знака

- F - Режим плавающей запятой

- 0 - 2 - 3 - Режим фиксированной запятой

- A - Режим ADD-автоматический ввод двух десятичных знаков при сложении и вычитании денежных сумм

$\updownarrow \frac{5}{4} \updownarrow$ Округление вверх / Округление / Округление вниз

Значение индикаторов экрана:

MEMORY : Память TAX : Сумма налога

-MINUS : Минус (или отрицательное число)

-TAX : Цена без налога ERROR : Ошибка переполнения

+TAX : Цена с налогом GT : Общая сумма

TAX% : Записанный уровень налога

RATE : Ввод уровня налога

*** ПРИМЕРЫ**

Русский

1.Примеры расчётов

Перед началом вычислений нажмите клавишу $\left[\frac{ON}{CE-C} \right]$ 2 раза.

Пример	Клавиши	Экран
$2 \times 3 = 6$	$2 [x] 2 \left[\frac{ON}{CE-C} \right] 3 [=]$	GT 6.
$7 \times 9 = 63$	$7 [+] [x] 9 [=]$	GT 63.
$300 \times 27\% = 81$	$300 [x] 27 [\%]$	GT 81.
$\frac{11.2}{56} \times 100\% = 20\%$	$11.2 [+] 56 [\%]$	GT 20.
$300 + (300 \times 40\%) = 420$	$300 [+] 40 [\%]$	GT 420.
$300 - (300 \times 40\%) = 180$	$300 [-] 40 [\%]$	GT 180.
$1400 \times 12\% = 168$	$1400 [x] 12 [\%]$	GT 168.
$6 + 4 + 7.5 = 17.5$	$6 [+] 4 [+] 7.5 [=]$	GT 17.5
$5 \times 3 \div 0.2 = 75$	$\left[\frac{ON}{CE-C} \right] \left[\frac{ON}{CE-C} \right] 5 [x] 3 [+] 0.2 [=]$	GT 75.
$8 \div 4 \times 3.7 + 9 = 16.4$	$8 [+] 4 [x] 3.7 [+] 9 [=]$	GT 16.4
$5^4 = 625$	$5 [x] [=] [=] [=]$	GT 625.
$1 / 2 = 0.5$	$2 [+] [=]$	GT 0.5
$\frac{1}{(2 \times 3 + 10)} = 0.0625$	$2 [x] 3 [+] 10 [+] [=]$	GT 0.0625
$\sqrt{144} = 12$	$144 [\sqrt{\quad}]$	12.
$\$14.90 + \$0.35 - \$1.45 +$	$1490 [+] 35 [-] 145$	145.
$\$12.05 = \25.85	$[+] 1205 [=]$	GT 25.85

2.Операции с памятью

$(12 \times 4) - (20 \div 2) = 38$	$[M\%] [M\%] \left[\frac{ON}{CE-C} \right]$	0.
	$12 [x] 4 [M+] 20 [+] 2 [M-]$	MEMORY 10.
	$[M\%]$	MEMORY 38.
	$[M\%] \left[\frac{ON}{CE-C} \right]$	0.

3.Вычисления с константой

$2 + 3 = 5$	$2 [+] 3 [=]$	5.
$4 + 3 = 7$	$4 [=]$	7.
$3 \times 4 = 12$	$3 [x] 4 [=]$	12.
$3 \times 6 = 18$	$6 [=]$	18.

4.Исправление ошибок и сброс ошибки при избытке числовых знаков (SDC-395II)

$1234567890123456 \times 10000 = 1'234.567890123456 \times 10^{12}$	12345678901234567 ERROR	$1'234'567'890'123'456.$
	$[00 \rightarrow 0]$	$123'456'789'012'3456.$
	$[x] 10000 [=]$	ERROR $1'234.567890123456$
	$\left[\frac{ON}{CE-C} \right] \left[\frac{ON}{CE-C} \right]$	0.

5.РАСЧЕТ РОСТА И ПАДАНИЯ ЦЕН

$200 + (P \times 20\%) = P$	$2000 [+] 20 [MU]$	2'500.00
$P = \frac{2000}{1 - 20\%} = 2'500.00$	$[MU]$	500.00
$2500 - 2000 = 500.00$		
$200 - (P \times 20\%) = P$	$2000 [+] 20 [+/-] [MU]$	1'666.67
$P = \frac{2000}{1 + 20\%} = 1'666.67$		
$\frac{18000 - 15000}{15000} \times 100\% = 20.00\%$	$18000 [-] 15000 [MU]$	20.00

6.ПАМЯТЬ GT

Для перехода в режим GT нажмите клавишу $[GT]$ два раза.

$20 + 10 = 30$	$[GT] [GT] 20 [+] 10 [=]$	GT 30.
$45 - 25 = 20$	$45 [-] 25 [=]$	GT 20.
$50 \times 3 = 150$	$50 [x] 3 [=]$	GT 150.
total = 200	$[GT]$	GT 200.
$200 \times 15\% = 30$	$[x] 15 [\%]$	GT 30.
$200 + (200 \times 15\%) = 230$	$[GT]$	GT 230.
	$\left[\frac{ON}{CE-C} \right]$	0.

Результаты всех вычислений накапливаются в памяти GT.

7.Вычисление налогов

$100 + TAX(3\%) = 103$	$3 [RATE] [+TAX]$	% 3.
	$100 [+TAX]$	+TAX 103.
Сумма налога = 3	$[+TAX]$	TAX 3.
3 = сумма налога	$103 =$ сумма с налогом	
$206 - TAX(3\%) = 200$	$\left[\frac{ON}{CE-C} \right] [RATE] [-TAX]$	% 3.
	$206 [-TAX]$	-TAX 200.
Сумма налога = 6	$[-TAX]$	TAX 6.
6 = сумма налога	$200 =$ сумма без налога	

*** ZASILANIE****Polish**

Kalkulator CITIZEN model SDC-384II/SDC-395II jest zasilany podwójnie (bateria słoneczna + bateria zwykła) Kalkulator pracuje w każdych warunkach oświetlenia.

-Funkcja automatycznego wyłączenia-

Kalkulator wyłącza się automatycznie w przypadku jeśli żaden z przycisków nie zostanie naciśnięty w ciągu 6 minut.

-Wymiana baterii-

Jeśli konieczna jest wymiana baterii należy otworzyć dolną uchwyt na odpowiednią polaryzację pokrywę, usunąć stare baterie i włożyć nowe zwracając. Po wymianie baterii proszę nacisnąć przycisk RESET na płytce drukowanej przy pomocy cienkiego metalowego przedmiotu.

*** OPIS KLAWISZY****Polish**

$\left[\frac{ON}{CE-C} \right]$: Zasilanie / Kasowanie zawartości pamięci / Kasowanie liczby

[00→0] : Klawisz powrotu

[M+] : Przycisk wprowadzenia do pamięci ze znakiem plus

[M-] : Przycisk wprowadzenia do pamięci ze znakiem minus

[M[±]] : Klawisz MR (Klawisz wywołania z pamięci) / Klawisz MC (Klawisz kasowania pamięci)

[MU] : Przyrost / obniżka cen [GT] : Klawisz sumy ogółem

[+/-] : ±Zmiana znaku [√] : Klawisz pierwiastka

[RATE] : Wprowadzenie wysokości podatku

[+TAX] : ①Cena z podatkiem ②Aby zapisać wysokość podatku, naciśnij klawisze [RATE] i [+TAX].

[RECALL -TAX] : ①Cena bez podatku ②Aby wywołać z pamięci wysokość podatku, naciśnij klawisze [RATE] i [-TAX].

A 0 2 3 F

Przełącznik liczby miejsc po przecinku

- F -

Tryb zmiennej liczby miejsc po przecinku

- 0 - 2 - 3 -

Tryb stałej liczby miejsc po przecinku

- A -

Tryb ADD—Automatycznie wstawianie dwóch znaków po przecinku dziesiętnym pod czas dodawania lub odejmowania sum pieniężnych

↑ 5/4 ↓

Zaokrąglenie w dół / Zaokrąglenie w górę / Przełącznik trybu zaokrąglenia

Znaczenie wskaźników wyświetlacza:

MEMORY : Pamięć

TAX : Suma podatku

-MINUS : Minus (lub liczba ujemna)

-TAX : Cena bez podatku

ERROR : Błąd przepełnienia




+TAX : Cena z podatkiem

% : Zapisana do pamięci wysokość podatku GT : Suma ogółem


RATE : Wprowadzenie wysokości podatku

*** PRZYKŁADY DZIAŁAŃ****Polish****1.Przykładowe obliczenia**





Przed rozpoczęciem obliczeń należy nacisnąć klawisz $\left[\frac{ON}{CE-C} \right]$ 2 razy.

Przykład	Klawisze	Ekran
 2 x 3 = 6	2 [x] 2 $\left[\frac{ON}{CE-C} \right]$ 3 [=]	GT 6.
7 x 9 = 63	7 [+] 9 [=]	GT 63.
300 x 27% = 81	300 [x] 27 [%]	GT 81.
$\frac{11.2}{56} \times 100\% = 20\%$	11.2 [÷] 56 [%]	GT 20.
300+(300 x 40%)=420	300 [+] 40 [%]	GT 420.
300-(300 x 40%)=180	300 [-] 40 [%]	GT 180.
1400 x 12% = 168	1400 [x] 12 [%]	GT 168.
6 + 4 + 7.5 = 17.5	6 [+] 4 [+] 7.5 [=]	GT 17.5
5 x 3 ÷ 0.2 = 75	$\left[\frac{ON}{CE-C} \right]$ $\left[\frac{ON}{CE-C} \right]$ 5 [x] 3 [÷] 0.2 [=]	GT 75.
8 ÷ 4 x 3.7 + 9 = 16.4	8 [÷] 4 [x] 3.7 [+] 9 [=]	GT 16.4
5 ⁴ = 625	5 [x] [=] [=] [=]	GT 625.
1 / 2 = 0.5	2 [÷] [=]	GT 0.5
$\frac{1}{(2 \times 3 + 10)} = 0.0625$	2 [x] 3 [+] 10 [÷] [=]	GT 0.0625
$\sqrt{144} = 12$	144 [√]	12.
 \$14.90+\$0.35-\$1.45+	1490 [+] 35 [-] 145	145.
 \$12.05=\$25.85	[+] 1205 [=]	GT 25.85

2.Obliczenia z wykorzystaniem pamięci

 (12 x 4) - (20 ÷ 2)	[M [±]] [M [±]] $\left[\frac{ON}{CE-C} \right]$	0.
= 38	12 [x] 4 [M+] 20 [÷] 2 [M-]	MEMORY 10.
	[M [±]]	MEMORY 38.
	[M [±]] $\left[\frac{ON}{CE-C} \right]$	0.


3.Stala

 2 + 3 = 5	2 [+] 3 [=]	5.
 4 + 3 = 7	4 [=]	7.
 3 x 4 = 12	3 [x] 4 [=]	12.
 3 x 6 = 18	6 [=]	18.

4.Przepełnienie pamięci (SDC-395II)




1234567890123456 x 10000	12345678901234567	ERROR	1'234'567'890'123'456.
= 1'234.567890123456	[x] 10000 [=]	ERROR	123'456'789'012'3456.
x 10 ¹²	$\left[\frac{ON}{CE-C} \right]$ $\left[\frac{ON}{CE-C} \right]$		1'234.567890123456
			0.

5.Przyrost i obniżka cen

 200+(P x 20%)=P	2000 [÷] 20 [MU]	2'500.00
$P = \frac{2000}{1-20\%} = 2'500.00$	[MU]	500.00
2500-2000 = 500.00		
200-(P x 20%)=P	2000 [÷] 20 [+/-] [MU]	1'666.67
$P = \frac{2000}{1+20\%} = 1'666.67$		
$\frac{18000-15000}{15000} \times 100\% = 20.00\%$	18000 [-] 15000 [MU]	20.00

6.PAMIĘĆ GT

Aby przejść do obliczeń w trybie GT, naciśnij [GT] dwa razy.

 20 + 10 = 30	[GT] [GT] 20 [+] 10 [=]	GT 30.
 45 - 25 = 20	45 [-] 25 [=]	GT 20.
 50 x 3 = 150	50 [x] 3 [=]	GT 150.
total = 200	[GT]	GT 200.
200 x 15% = 30	[x] 15 [%]	GT 30.
200 + (200 x 15%) = 230	[GT]	GT 230.
	$\left[\frac{ON}{CE-C} \right]$	0.

Wszystkie wyniki obliczeń będą automatycznie zapisane w pamięci GT

7.Obliczenie podatku

100+TAX(3%) = 103	3 [RATE] [+TAX]	% 3.
	100 [+TAX]	+TAX 103.
Suma podatku = 3	[+TAX]	TAX 3.
3 = Suma podatku	103 = Inkluzyna wysokość podatku	
206-TAX(3%) = 200	$\left[\frac{ON}{CE-C} \right]$ [RATE] [-TAX]	% 3.
	206 [-TAX]	-TAX 200.
Suma podatku = 6	[-TAX]	TAX 6.
6 = Suma podatku	200 = Ekskluzywna wysokość podatku	

لغة عربية

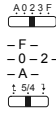
* تزويد الطاقة

إن موديل CITIZEN SDC-384II/SDC-395II هي آلة حاسبة ثنائية الطاقة (الطاقة الشمسية عالية القوة + بطارية احتياطية) وتعمل تحت أية ظروف ضوئية.
-وظيفة إيقاف الطاقة التلقائي-
تقوم هذه الآلة الحاسبة بإيقاف نفسها تلقائياً إذا لم يحدث إدخال مفتاح لحوالي 6 دقائق.
-تغيير البطارية-
إذا كانت البطارية الاحتياطية بحاجة إلى تغيير، قم بفتح الغطاء السفلي لإزالة البطارية القديمة وإدخال بطارية جديدة بحسب القطبية المشار إليها. بعد تغيير البطارية، الرجاء استخدام تينيتا معدنياً وبيضاوياً للضغط على مفتاح إعادة التعيين على لوح الدارة المطبوع.

لغة عربية

* فهرس المفاتيح

ON / CE-C : حذف الإدخال / مفتاح حذف الكل/ تشغيل الطاقة.
[00→0] : مفتاح الرجوع بالتحويل.
[M-] : مفتاح الطرح من الذاكرة.
[M[±]] : مفتاح استدعاء الذاكرة / مفتاح حذف الذاكرة.
[+/-] : مفتاح تغيير الإشارة
[GT] : مفتاح المجموع الإجمالي
[MU] : مفتاح تعليم السعر إلى الأعلى/ الأسفل.
[RATE] : مفتاح إعداد رسم الضريبة
[RECALL] : ① الرسم من دون مفتاح الضريبة
② لاستدعاء رسم الضريبة عند الضغط على مفتاح [RATE] و [-TAX].
[+TAX] : ① الرسم مع مفتاح الضريبة
② لحفظ رسم الضريبة عند الضغط على مفتاح [RATE] و [+TAX].
مفتاح تحديد المنزلة العشرية
نمط المنزلة العائمة
نمط المنزلة الثابتة
يقوم نمط الإضافة تلقائياً بإدخال المنزلة النقدية في حسابات الجمع والطرح
إنهاء التدوير/ التدوير إلى الأسفل



علامات شاشة العرض تعني مايلي:
MEMORY : الذاكرة
MINUS : - (أو ناقص)
ERROR : خطأ تدفق زائد
RATE : إعداد رسم الضريبة
GT : المجموع الإجمالي

TAX : مبلغ الضريبة
-TAX : الرسم باستثناء الضريبة
+TAX : الرسم شامل الضريبة
% : تم حفظ رسم الضريبة

لغة عربية

* أمثلة على العمليات

العرض	عملية المفاتيح	المثال	العرض
6.	GT	$2 \times 3 = 6$	$2 [x] 2 [ON/CE-C] 3 [=]$
63.	GT	$7 \times 9 = 63$	$7 [+] [x] 9 [=]$
81.	GT	$300 \times 27\% = 81$	$300 [x] 27 [%]$
20.	GT	$\frac{11.2}{56} \times 100\% = 20\%$	$11.2 [+] 56 [%]$
420.	GT	$300 + (300 \times 40\%) = 420$	$300 [+] 40 [%]$
180.	GT	$300 - (300 \times 40\%) = 180$	$300 [-] 40 [%]$
168.	GT	$1400 \times 12\% = 168$	$1400 [x] 12 [%]$
17.5	GT	$6 + 4 + 7.5 = 17.5$	$6 [+] 4 [+] 7.5 [=]$
75.	GT	$5 \times 3 \div 0.2 = 75$	$[ON/CE-C] [ON/CE-C] 5 [x] 3 [+]$ $0.2 [=]$
16.4	GT	$8 \div 4 \times 3.7 + 9 = 16.4$	$8 [+] 4 [x] 3.7 [+] 9 [=]$
625.	GT	$5^4 = 625$	$5 [x] [=] [=] [=]$
0.5	GT	$1 \div 2 = 0.5$	$2 [+] [=]$
0.0625	GT	$\frac{1}{(2 \times 3 + 10)} = 0.0625$	$2 [x] 3 [+] 10 [+] [=]$
12.		$\sqrt{144} = 12$	$144 [\sqrt{ }]$
145.		$\$14.90 + \$0.35 =$	$1490 [+] 35 [-] 145$
25.85	GT	$\$1.45 + \$12.05 = \$25.85$	$[+] 1205 [=]$
2. حساب الذاكرة			
0.		$(12 \times 4) - (20 \div 2) = 38$	$[M±] [M±] [ON/CE-C]$
10.	MEMORY		$12 [x] 4 [M+] 20 [+] 2 [M-]$
38.	MEMORY		$[M±]$
0.			$[M±] [ON/CE-C]$
3. حساب الثابت			
5.		$2 + 3 = 5$	$2 [+] 3 [=]$
7.		$4 + 3 = 7$	$4 [=]$
12.		$3 \times 4 = 12$	$3 [x] 4 [=]$
18.		$3 \times 6 = 18$	$6 [=]$
4. حذف خطأ التدفق الزائد (SDC-395II)			
1234567890123456 x 10000	12345678901234567 ERROR	1'234'567'890'123'456	
= 1'234.567890123456 x 10 ²	[00→0]	123'456'789'012'3456	
	[x] 10000 [=]	1'234.567890123456	ERROR
	[ON/CE-C] [ON/CE-C]		0.
5. حساب تعليم السعر إلى الأعلى والأسفل			
200 + (P x 20%) = P	2000 [+] 20 [MU]	2'500.00	
P = $\frac{2000}{1 - 20\%} = 2'500.00$	[MU]	500.00	
2500 - 2000 = 500.00			
200 - (P x 20%) = P	2000 [+] 20 [+/-] [MU]	1'666.67	
P = $\frac{2000}{1 + 20\%} = 1'666.67$			
$\frac{18000 - 15000}{15000} \times 100\% = 20.00\%$	18000 [-] 15000 [MU]	20.00	
6. ذاكرة المجموع الإجمالي			
20 + 10 = 30	[GT] [GT] 20 [+] 10 [=]	GT 30.	
45 - 25 = 20	45 [-] 25 [=]	GT 20.	
50 x 3 = 150	50 [x] 3 [=]	GT 150.	
total = 200	[GT]	GT 200.	
200 x 15% = 30	[x] 15 [%]	GT 30.	
200 + (200 x 15%) = 230	[GT]	GT 230.	
	[GT]	230.	
	[ON/CE-C]	0.	
يتم تجميع كافة نتائج الحساب في المجموع الإجمالي			
7. حساب الضريبة			
100 + TAX(3%) = 103	3 [RATE] [+TAX]	% 3.	
مجموع الضريبة = 3	100 [+TAX]	+TAX 103.	
	[+TAX]	TAX 3.	
	القيمة شاملة الضريبة = 103	مجموع الضريبة = 3	
206 - TAX(3%) = 200	[ON/CE-C] [RATE] [-TAX]	% 3.	
مجموع الضريبة = 6	206 [-TAX]	-TAX 200.	
	[-TAX]	TAX 6.	
	القيمة من دون الضريبة = 200	مجموع الضريبة = 6	


*** Sumber tenaga listerik**


Bahasa Indonesia


Calculator CITIZEN model SDC-384II/SDC-395II mendapat listerik dari dua macam baterai : tenaga matahari dan tenaga simpanan, sehingga calculator ini bisa bekerja dibawah segala macam sinar.
 -Sumber tenaga bisa bekerja dan tutup secara otomatis-
 -Jikalau dalam kira2 6 menit calculator tidak bekerja maka sumber tenaga akan berhenti bekerja otomatis.
 -Cara mengganti baterai-
 -Jikalau baterai perlu diganti, anda harus membuka dulu kotak baterai dan mengeluarkan baterai lama. Sesudah itu anda baru bisa memasukkan baterai yang baru didalam kotak itu. Setelah mengganti baterai, silahkan gunakan obyek metal berbentuk bulat panjang untuk menekan RESET pada PCB.

*** Daftar fungsi tuts**

Bahasa Indonesia

 **[ON/CE/C]** : Tombol Power On / Hapus Semua / Tombol Power On
[00→0] : Koreksi **[M+]** : Memory penambahan
[M-] : Memory pengurangan **[+/-]** : ±Tombol pengubah tanda
[M[±]] : Memory / Penghapusan **[√]** : Tombol akar kuadrat
[GT] : Tombol Total Keseluruhan **[RATE]** : Tombol Pengatur Tarif Pajak
[+TAX] : ①Harga dengan Tombol Pajak ②Untuk menyimpan Tarif Pajak pada waktu menekan tombol [RATE] dan [+TAX]
[-TAX] : ①Harga tanpa Tombol Pajak ②Untuk mengembalikan Tarif Pajak pada waktu menekan tombol [RATE] dan [-TAX]

 Switch pemilihan jumlah desimal
 - F - Mode desimal mengambang
 - 0 - 2 - 3 - Mode desimal tetap
 - A - Mode ADD secara otomatis akan memasukkan desimal keuangan pada operasi perhitungan penambahan dan pengurangan


 Switch untuk pembulatan ke atas / pembulatan ke bentuk yang lebih sederhana / pembulatan ke bawah





Arti dari Tanda-tanda yang Muncul di Layar:
 MEMORY : Memori TAX : Jumlah Pajak
 - MINUS : Minus(atau negatif) -TAX : Harga tanpa Pajak
 ERROR : Kesalahan Overflow +TAX : Harga termasuk Pajak
 GT : Total Keseluruhan % : Tarif Pajak yang tersimpan
 RATE : Pengatur Tarif Pajak

*** Contoh cara pakai**






Bahasa Indonesia

1. Cara kalkulasi biasa


Sebelum melakukan tiap perhitungan, tekan tombol  2 kali.

Contoh	Operasi Tombol	Tampilan di Layar
 2 x 3 = 6	2 [x] 2  3 [=]	GT 6.
7 x 9 = 63	7 [÷] [x] 9 [=]	GT 63.
300 x 27% = 81	300 [x] 27 [%]	GT 81.
$\frac{11.2}{56} \times 100\% = 20\%$	11.2 [÷] 56 [%]	GT 20.
300+(300 x 40%)=420	300 [+] 40 [%]	GT 420.
300-(300 x 40%)=180	300 [-] 40 [%]	GT 180.
1400 x 12% = 168	1400 [x] 12 [%]	GT 168.
6 + 4 + 7.5 = 17.5	6 [+] 4 [+] 7.5 [=]	GT 17.5
5 x 3 ÷ 0.2 = 75	  5 [x] 3 [÷] 0.2 [=]	GT 75.
8 ÷ 4 x 3.7 + 9 = 16.4	8 [÷] 4 [x] 3.7 [+] 9 [=]	GT 16.4
5 ⁴ = 625	5 [x] [=] [=] [=]	GT 625.
1 / 2 = 0.5	2 [÷] [=]	GT 0.5
$\frac{1}{(2 \times 3 + 10)} = 0.0625$	2 [x] 3 [+] 10 [÷] [=]	GT 0.0625
$\sqrt{144} = 12$	144 [√]	12.
\$14.90+\$0.35-\$1.45+	1490 [+] 35 [-] 145	145.
\$12.05=\$25.85	[+] 1205 [=]	GT 25.85



2. Cara melakukan kalkulasi dengan memory

 (12 x 4) - (20 ÷ 2)	 [M [±]] [M [±]]  	0.
= 38	12 [x] 4 [M+] 20 [÷] 2 [M-]	MEMORY 10.
	[M [±]]	MEMORY 38.
	[M [±]] 	0.


3. Cara kalkulasi dengan bilangan konstan

 2 + 3 = 5	2 [+] 3 [=]	5.
4 + 3 = 7	4 [=]	7.
3 x 4 = 12	3 [x] 4 [=]	12.
3 x 6 = 18	6 [=]	18.

4. Penghapusan kalkulasi yang melewati(SDC-395II)



1234567890123456 x 10000	12345678901234567 ERROR	1'234'567'890'123'456.
= 1'234.567890123456 x 10 ¹²	[00→0] [x] 10000 [=] ERROR	123'456'789'012'3456.
	 	1'234.567890123456
		0.

5. Perhitungan mark-up & down harga

 200+(P x 20%)=P	2000 [÷] 20 [MU]	2'500.00
P = $\frac{2000}{1-20\%}$ = 2'500.00	[MU]	500.00
2500-2000 = 500.00		
200-(P x 20%)=P	2000 [÷] 20 [+/-] [MU]	1'666.67
P = $\frac{2000}{1+20\%}$ = 1'666.67		
$\frac{18000-15000}{15000} \times 100\%$	18000 [-] 15000 [MU]	20.00
= 20.00%		


6. GT-MEMORI

Tekanlah [GT] dua kali sebelum Anda mengoperasikan fungsi GT .

 20 + 10 = 30	[GT] [GT] 20 [+] 10 [=]	GT 30.
45 - 25 = 20	45 [-] 25 [=]	GT 20.
50 x 3 = 150	50 [x] 3 [=]	GT 150.
total = 200	[GT]	GT 200.
200 x 15% = 30	[x] 15 [%]	GT 30.
200 + (200 x 15%) = 230	[GT]	GT 230.
		0.

Semua hasil kalkulasi dikumpulkan secara otomatis dalam GT.

7. Perhitungan Pajak

100+TAX(3%) = 103	3 [RATE] [+TAX]	% 3.
Jumlah pajak = 3	100 [+TAX]	+TAX 103.
3 = Jumlah pajak	[+TAX]	TAX 3.
3 = Jumlah pajak	103 = Nilai termasuk pajak	
206-TAX(3%) = 200	 [RATE] [-TAX]	% 3.
Jumlah pajak = 6	206 [-TAX]	-TAX 200.
6 = Jumlah pajak	[-TAX]	TAX 6.
6 = Jumlah pajak	200 = Nilai di luar pajak	

* 电源

中文

CITIZEN SDC-384II/SDC-395II 是双重电池计算器(太阳能与电池供电),可以在任何光线下操作。

-自动关闭电源-

如果在六分钟左右不进行任何操作计算器的电源将会自动关闭。

-电池更换-

如果需要更换电池,打开下盖取出旧电池,将新电池放在电池槽中。更换电池后,请用一金属、椭圆形物体压按印刷电路板上的 RESET 板。

* 按键索引

中文

$\left[\begin{array}{c} \text{ON} \\ \text{CE} \cdot \text{C} \end{array} \right]$: 关机/全部清除/清除输入

[00→0]: 末位删除键

[M+]: 加法记忆键

[M-]: 减法记忆键

[+/-]: 正负号改变键

[M²]: 显示记忆内容键/清除记忆内容键

[MU]: 标价/降价

[GT]: 总计键

[√]: 平方根键

[RATE]: 税率率设定键

$\left[\begin{array}{c} \text{STORE} \\ +\text{TAX} \end{array} \right]$: ①含税的价格键 ②当按 [RATE] 和 [+TAX] 键时储存税率

$\left[\begin{array}{c} \text{RECALL} \\ -\text{TAX} \end{array} \right]$: ①无税的价格键 ②当按 [RATE] 和 [-TAX] 键时检索税率

$\begin{array}{c} \text{A} \text{ 0 } \text{ 2 } \text{ 3 } \text{ F} \\ \text{---} \\ \text{---} \end{array}$ 小数字设定开关

- F - 浮点小数模式

- 0 - 2 - 3 - 固定小数字模式

- A - 加位模式 自动在加法与减法计算中加入货币小数点

$\begin{array}{c} \uparrow \text{5/4} \downarrow \\ \text{---} \\ \text{---} \end{array}$ 无条件进入 / 四舍五入 / 无条件舍去 开关

显示屏各标志之意义:

MEMORY: 储存器

-MINUS: 负号

ERROR: 溢位/错误

GT: 总计

%: 储存的税率

TAX: 税收的量

-TAX: 不含税的价格

+TAX: 含税的价格

RATE: 税率率设定

* 操作范例

中文

1. 一般计算操作

执行任一计算前,请先按 2 次 $\left[\begin{array}{c} \text{ON} \\ \text{CE} \cdot \text{C} \end{array} \right]$ 键。

范例	按键操作	显示
$2 \times 3 = 6$	$2 [x] 2 \left[\begin{array}{c} \text{ON} \\ \text{CE} \cdot \text{C} \end{array} \right] 3 [=]$	GT 6.
$7 \times 9 = 63$	$7 [-] [x] 9 [=]$	GT 63.
$300 \times 27\% = 81$	$300 [x] 27 [\%]$	GT 81.
$\frac{11.2}{56} \times 100\% = 20\%$	$11.2 [\div] 56 [\%]$	GT 20.
$300 + (300 \times 40\%) = 420$	$300 [+] 40 [\%]$	GT 420.
$300 - (300 \times 40\%) = 180$	$300 [-] 40 [\%]$	GT 180.
$1400 \times 12\% = 168$	$1400 [x] 12 [\%]$	GT 168.
$6 + 4 + 7.5 = 17.5$	$6 [+] 4 [+] 7.5 [=]$	GT 17.5
$5 \times 3 \div 0.2 = 75$	$\left[\begin{array}{c} \text{ON} \\ \text{CE} \cdot \text{C} \end{array} \right] \left[\begin{array}{c} \text{ON} \\ \text{CE} \cdot \text{C} \end{array} \right] 5 [x] 3 [\div] 0.2 [=]$	GT 75.
$8 \div 4 \times 3.7 + 9 = 16.4$	$8 [\div] 4 [x] 3.7 [+] 9 [=]$	GT 16.4
$5^4 = 625$	$5 [x] [=] [=] [=]$	GT 625.
$1/2 = 0.5$	$2 [\div] [=]$	GT 0.5
$\frac{1}{(2 \times 3 + 10)} = 0.0625$	$2 [x] 3 [+] 10 [\div] [=]$	GT 0.0625
$\sqrt{144} = 12$	$144 [\sqrt{ }]$	12.
$\$14.90 + \$0.35 - \$1.45 +$	$1490 [+] 35 [-] 145$	145.
$\$12.05 = \25.85	$[+] 1205 [=]$	GT 25.85

2. 记忆计算的操作

$(12 \times 4) - (20 \div 2) = 38$	$[M2] [M2] \left[\begin{array}{c} \text{ON} \\ \text{CE} \cdot \text{C} \end{array} \right]$	0.
	$12 [x] 4 [M+] 20 [\div] 2 [M-]$	MEMORY 10.
	$[M2]$	MEMORY 38.
	$[M2] \left[\begin{array}{c} \text{ON} \\ \text{CE} \cdot \text{C} \end{array} \right]$	0.

3. 常数计算

$2 + 3 = 5$	$2 [+] 3 [=]$	5.
$4 + 3 = 7$	$4 [=]$	7.
$3 \times 4 = 12$	$3 [x] 4 [=]$	12.
$3 \times 6 = 18$	$6 [=]$	18.

4. 超出运算容量的消除(SDC-395II)

$1234567890123456 \times 10000 = 1'234.567890123456 \times 10^{12}$	$12345678901234567 [ERROR] 1'234'567'890'123'456.$	
	$[00 \rightarrow 0]$	$123'456'789'012'3456.$
	$[x] 10000 [=]$	$1'234.567890123456$
	$\left[\begin{array}{c} \text{ON} \\ \text{CE} \cdot \text{C} \end{array} \right] \left[\begin{array}{c} \text{ON} \\ \text{CE} \cdot \text{C} \end{array} \right]$	0.

5. 标价&降价计算

$200 + (P \times 20\%) = P$	$2000 [\div] 20 [MU]$	2'500.00
$P = \frac{2000}{1 - 20\%} = 2'500.00$	$[MU]$	500.00
$2500 - 2000 = 500.00$		
$200 - (P \times 20\%) = P$	$2000 [\div] 20 [+/-] [MU]$	1'666.67
$P = \frac{2000}{1 + 20\%} = 1'666.67$		
$\frac{18000 - 15000}{15000} \times 100\% = 20.00\%$	$18000 [-] 15000 [MU]$	20.00

6. 总计储存器

在你操作总计功能前,按[GT] 二次。

$20 + 10 = 30$	$[GT] [GT] 20 [+] 10 [=]$	GT 30.
$45 - 25 = 20$	$45 [-] 25 [=]$	GT 20.
$50 \times 3 = 150$	$50 [x] 3 [=]$	GT 150.
total = 200	$[GT]$	GT 200.
$200 \times 15\% = 30$	$[x] 15 [\%]$	GT 30.
$200 + (200 \times 15\%) = 230$	$[GT]$	GT 230.
	$[GT]$	230.
	$\left[\begin{array}{c} \text{ON} \\ \text{CE} \cdot \text{C} \end{array} \right]$	0.

所有的计算结果都被累积在总计中

7. 税率计算

$100 + \text{TAX}(3\%) = 103$	$3 [RATE] [+TAX]$	% 3.
税值 = 3	$100 [+TAX]$	+TAX 103.
3 = 税值	$[+TAX]$	TAX 3.
$206 - \text{TAX}(3\%) = 200$	$103 = \text{含税值}$	
税值 = 6	$\left[\begin{array}{c} \text{ON} \\ \text{CE} \cdot \text{C} \end{array} \right] [RATE] [-TAX]$	% 3.
6 = 税值	$206 [-TAX]$	-TAX 200.
	$[-TAX]$	TAX 6.
	$200 = \text{不含税值}$	

Information for Users on Collection and Disposal of used Batteries.

The symbol in this information sheet means that used batteries should not be mixed with general household waste.

For proper treatment, recovery and recycling of used batteries, please take them to applicable collection points.

For more information about collection and recycling of batteries, please contact your local municipality, your waste disposal service or the point of sale where you purchased the items.



Information on Disposal in other Countries outside the European Union.

This symbol is only valid in the European Union.

If you wish to discard used batteries, please contact your local authorities or dealer and ask for the correct method of disposal.

WEEE MARK

- En** If you want to dispose this product, do not mix with general household waste. There is a separate collection systems for used electronics products in accordance with legislation under the WEEE Directive (Directive 2002/96/EC) and is effective only within European Union.
- Ge** Wenn Sie dieses Produkt entsorgen wollen, dann tun Sie dies bitte nicht zusammen mit dem Haushaltsmüll. Es gibt im Rahmen der WEEE-Direktive innerhalb der Europäischen Union (Direktive 2002/96/EC) gesetzliche Bestimmungen für separate Sammelsysteme für gebrauchte elektronische Geräte und Produkte.
- Fr** Si vous souhaitez vous débarrasser de cet appareil, ne le mettez pas à la poubelle avec vos ordures ménagères. Il existe un système de récupération distinct pour les vieux appareils électroniques conformément à la législation WEEE sur le recyclage des déchets des équipements électriques et électroniques (Directive 2002/96/EC) qui est uniquement valable dans les pays de l'Union européenne. Les appareils et les machines électriques et électroniques contiennent souvent des matières dangereuses pour l'homme et l'environnement si vous les utilisez et vous vous en débarrassez de façon inappropriée.
- Sp** Si desea deshacerse de este producto, no lo mezcle con residuos domésticos de carácter general. Existe un sistema de recogida selectiva de aparatos electrónicos usados, según establece la legislación prevista por la Directiva 2002/96/CE sobre residuos de aparatos eléctricos y electrónicos (RAEE), vigente únicamente en la Unión Europea.
- It** Se desiderate gettare via questo prodotto, non mescolatelo ai rifiuti generici di casa. Esiste un sistema di raccolta separato per i prodotti elettronici usati in conformità alla legislazione RAEE (Direttiva 2002/96/CE), valida solo all'interno dell'Unione Europea.
- Du** Deponer dit product niet bij het gewone huishoudelijk afval wanneer u het wilt verwijderen. Er bestaat ingevolge de WEEE-richtlijn (Richtlijn 2002/ 96/EG) een speciaal wettelijk voorgeschreven verzamelstelsel voor gebruikte elektronische producten, welk alleen geldt binnen de Europese Unie.
- Da** Hvis du vil skille dig af med dette produkt, må du ikke smide det ud sammen med dit almindelige husholdningsaffald. Der findes et separat indsamlingssystem for udtjente elektroniske produkter i overensstemmelse med lovgivningen under WEEE-direktivet (direktiv 2002/96/EC), som kun er gældende i den Europæiske Union.
- Por** Se quiser deitar fora este produto, não o misture com o lixo comum. De acordo com a legislação que decorre da Directiva REEE – Resíduos de Equipamentos Eléctricos e Electrónicos (2002/96/CE), existe um sistema de recolha separado para os equipamentos electrónicos fora de uso, em vigor apenas na União Europeia.
- Pol** Jeżeli zamierzasz pozbyć się tego produktu, nie wyrzucaj go razem ze zwykłymi domowymi odpadkami. Według dyrektywy WEEE (Dyrektywa 2002/96/EC) obowiązującej w Unii Europejskiej dla używanych produktów elektronicznych należy stosować oddzielne sposoby utylizacji.



JM74932-00F