

# SHARP®

## Attaching the stand

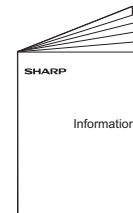
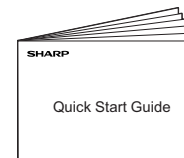
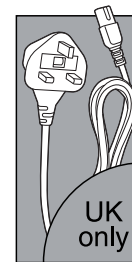
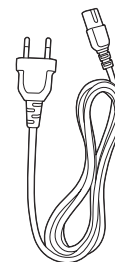
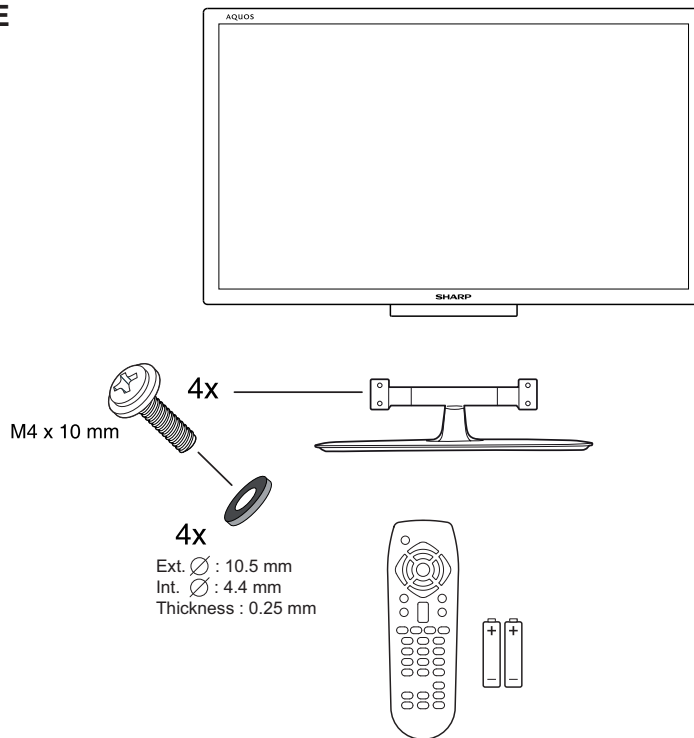



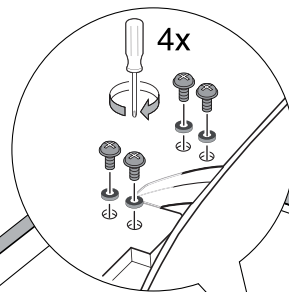

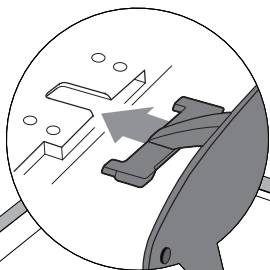
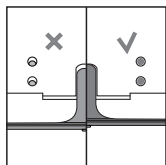
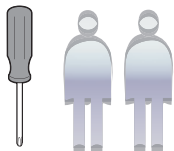
TINS-F307WJZZ

### Series:

LE630E	LE630RU
LE631E	LE632E
LU630E	LU632E
LX630E	LX632E

EN What's in the box  
DE Lieferumfang  
FR Contenu de l'emballage  
NL Wat zit er in de doos?  
IT Contenuto della confezione  
ES Contenido de la caja  
PT Conteúdo da embalagem  
DK Hvad er der i kassen  
SV Förpackningens innehåll  
NO Innholdet i esken  
SU Toimituksen sisältö  
GR Περιεχόμενα συσκευασίας  
RU Комплект поставки  
PL Zawartość opakowania  
HU A doboz tartalma  
SK Čo je v balení?  
CZ Obsah dodávky  
TR Kutuda neler var  
SI Kaj je v škatli  
RO Ce se află în cutie  
ET Kasti sisu  
LV Komplektācija  
LT Kas yra rinkinys  
UK Комплектація упаковки  
HR Što se nalazi u kutiji





- EN** Mount the stand  
**DE** Standfuß montieren  
**FR** Montage du support  
**NL** De standaard bevestigen  
**IT** Montaggio del supporto  
**ES** Montaje del soporte  
**PT** Montar o suporte  
**DK** Monter foden  
**SV** Montera stativet  
**NO** Monter stativet  
**SU** Telineen kiinnittäminen  
**GR** Τοποθέτηση βάσης  
**RU** Установка подставки  
**PL** Mocowanie podstawy  
**HU** Az állvány felszerelése  
**SK** Upevnenie stojana  
**CZ** Namontujte podstavec  
**TR** Standı monte etme  
**SI** Namestite stojalo  
**RO** Montați suportul  
**ET** Paigaldage alusele  
**LV** Uzstādiet statīvu  
**LT** Stovo montavimas  
**UK** Монтування підставки  
**HR** Montiranje stalka