




KENWOOD
HI/FI STEREO COMPONENTS

SERVICE MANUAL

KL-555D (KL-5050D)
KL-777D (KL-6060D)
KL-888D (KL-7070D)



SPEAKER SYSTEM

EXTERNAL VIEW

KL-888D (KL-7070D)

Speaker
(T06-0052-05)

Speaker
(T14-0023-05)


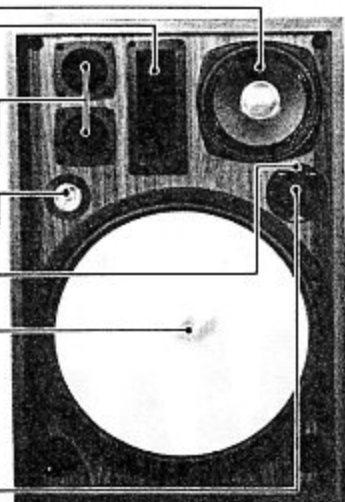
Speaker
(T14-0051-05)

Speaker
(T03-0054-05)

Switch name plate
(B42-0362-13)

Speaker
(T10-0101-05)

Knob
(K23-0112-03)



Grill ass'y
(B06-0102-01)

KENWOOD badge
(B43-0408-04)

KL-777D (KL-6060D)

Speaker
(T06-0053-05)

Speaker
(T14-0023-05)


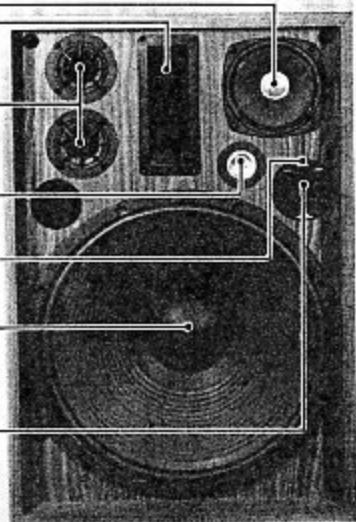
Speaker
(T03-0055-05)

Speaker
(T03-0054-05)

Switch name plate
(B42-0362-13)

Speaker
(T10-0102-05)

Knob
(K23-0112-03)



Grill ass'y
(B06-0102-01)

KENWOOD badge
(B43-0408-04)

KL-555D (KL-5050D)



Speaker
(T14-0024-05)

Switch name plate
(B42-0362-13)

Knob
(K23-0112-03)

Speaker
(T06-0056-05)

Speaker
(T10-0058-05)



Grill
(B06-0103-01)

Saran net ass'y
(B05-0322-12)

KENWOOD badge
(B43-0408-04)

PARTS LIST / SERVICE NOTE

KL-888D: U (PX), P (Canada), M (General Export)

KL-7070D: W (Audio Club)

☆: New Parts

| Ref. No. | Parts No. | Description | Re- marks |
|----------|-------------|--------------------------|--------------|
| — | B06-0102-01 | Grill ass'y | ☆ |
| — | B42-0362-13 | Switch name plate | ☆ |
| — | B43-0408-04 | KENWOOD badge | ☆ |
| — | B46-0050-00 | Warranty card | U |
| — | B46-0051-00 | Warranty card | U |
| — | B50-1909-00 | Instruction manual | ☆ U,M |
| — | B50-1922-00 | Instruction manual | ☆ W |
| — | B50-1937-00 | Instruction manual | ☆ P |
| — | E30-1003-05 | Speaker cord | ☆ |
| — | H01-1926-04 | Carton case (inside) | ☆ U |
| — | H01-1927-04 | Carton case (inside) | ☆ M |
| — | H01-1928-04 | Carton case (inside) | ☆ W |
| — | H01-1948-04 | Carton case (inside) | ☆ P |
| — | H03-1001-04 | Carton case (outside) | ☆ M |
| — | H03-1002-04 | Carton case (outside) | ☆ W |
| — | H03-1009-04 | Carton case (outside) | ☆ P |
| — | H12-0229-03 | Buffer fixture × 4 | ☆ |
| — | H20-0808-04 | Polyethylene cover | ☆ |
| — | K23-0112-03 | Knob | ☆ |
| — | T03-0054-05 | Speaker (super tweeter) | ☆ |
| — | T06-0052-05 | Speaker (mid-range) | ☆ |
| — | T10-0101-05 | Speaker (woofer) | ☆ |
| — | T14-0023-05 | Speaker (high mid-range) | ☆ |
| — | T14-0051-05 | Speaker (tweeter) × 2 | ☆ |
| — | X21-1610-61 | Network | ☆ W |
| — | X21-1610-80 | Network | ☆ U,M,P |
| — | S01-2201-05 | Rotary switch | ☆ |

| Ref. No. | Parts No. | Description | Re- marks |
|----------|-------------|--------------------------|--------------|
| — | T03-0054-05 | Speaker (super tweeter) | ☆ |
| — | T03-0055-05 | Speaker (tweeter) × 2 | ☆ |
| — | T06-0053-05 | Speaker (mid-range) | ☆ |
| — | T10-0102-05 | Speaker (woofer) | ☆ |
| — | T14-0023-05 | Speaker (high mid-range) | ☆ |
| — | X21-1620-61 | Network | ☆ W |
| — | X21-1620-80 | Network | ☆ U,M,P |
| — | S01-2201-05 | Rotary switch | ☆ |

KL-555D: U (PX), P (Canada), M (General Export)

KL-5050D: W (Audio Club)

☆: New Parts

| Ref. No. | Parts No. | Description | Re- marks |
|----------|-------------|-------------------------|--------------|
| — | B05-0322-12 | Saran net ass'y | ☆ |
| — | B06-0103-01 | Grill | ☆ |
| — | B42-0362-13 | Switch name plate | ☆ |
| — | B43-0408-04 | KENWOOD badge | ☆ |
| — | B46-0050-00 | Warranty card | U |
| — | B46-0051-00 | Warranty card | U |
| — | B50-1915-00 | Instruction manual | ☆ U,M,P |
| — | B50-1916-00 | Instruction manual | ☆ W |
| — | E30-1003-05 | Speaker cord | ☆ |
| — | H01-1932-04 | Carton case | ☆ U |
| — | H01-1933-04 | Carton case | ☆ M |
| — | H01-1934-04 | Carton case | ☆ W |
| — | H01-1951-04 | Carton case | ☆ P |
| — | H12-0232-03 | Buffer fixture × 4 | ☆ |
| — | H20-0808-04 | Polyethylene cover | ☆ |
| — | H25-0078-00 | Instruction bag | U |
| — | K23-0112-03 | Knob | ☆ |
| — | T06-0056-05 | Speaker (mid-range) × 2 | ☆ |
| — | T10-0058-05 | Speaker (woofer) | ☆ |
| — | T14-0024-05 | Speaker (tweeter) × 2 | ☆ |
| — | X21-1650-61 | Network | ☆ W |
| — | X21-1650-80 | Network | ☆ U,M,P |
| — | S01-2201-05 | Rotary switch | ☆ |

KL-777D: U (PX), P (Canada), M (General Export)

KL-6060D: W (Audio Club)

☆: New Parts

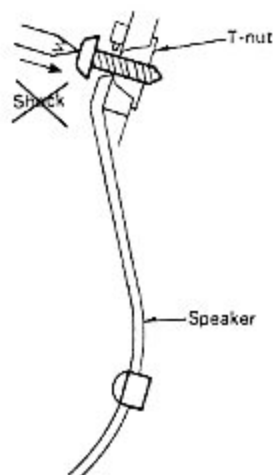
| Ref. No. | Parts No. | Description | Re- marks |
|----------|-------------|-----------------------|--------------|
| — | B06-0102-01 | Grill ass'y | ☆ |
| — | B42-0362-13 | Switch name plate | ☆ |
| — | B43-0408-04 | KENWOOD badge | ☆ |
| — | B46-0050-00 | Warranty card | U |
| — | B46-0051-00 | Warranty card | U |
| — | B50-1910-00 | Instruction manual | ☆ U,M |
| — | B50-1923-00 | Instruction manual | ☆ W |
| — | B50-1938-00 | Instruction manual | ☆ P |
| — | E30-1003-05 | Speaker cord | ☆ |
| — | H01-1929-04 | Carton case (inside) | ☆ U |
| — | H01-1930-04 | Carton case (inside) | ☆ M |
| — | H01-1931-04 | Carton case (inside) | ☆ W |
| — | H01-1949-04 | Carton case (inside) | ☆ P |
| — | H03-1004-04 | Carton case (outside) | ☆ M |
| — | H03-1005-04 | Carton case (outside) | ☆ W |
| — | H03-1010-04 | Carton case (outside) | ☆ P |
| — | H12-0229-03 | Buffer fixture × 4 | ☆ |
| — | H20-0808-04 | Polyethylene cover | ☆ |
| — | H25-0078-00 | Instruction bag | U |
| — | K23-0112-03 | Knob | ☆ |

SERVICE NOTE:

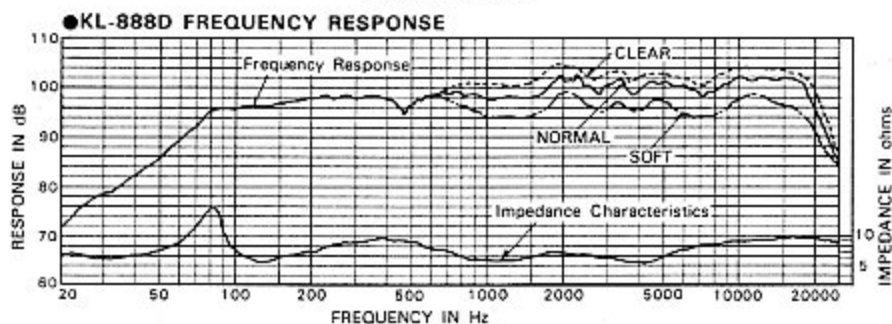
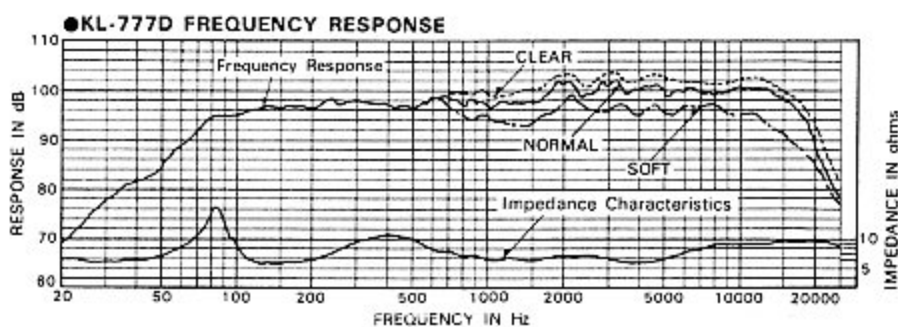
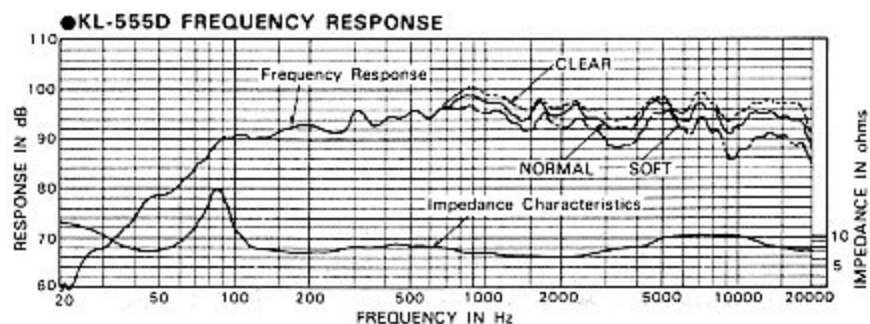
DO NOT APPLY THE SHOCK TO THE SCREW.

T-nut would be out of place if the shock is applied to the screw by the screwdriver in the middle of removing the screw. (See figure.)

Take care in removing the screw. In the case of T-nut is out of place, remove the screw pulling it by the plier.



DATA



KENWOOD ELECTRONICS, INC.

■ 15777 SOUTH BROADWAY, GARDENA, CALIFORNIA 90248 U.S.A.

■ 72-02 51ST AVENUE, WOODSIDE, N.Y. 11377 U.S.A.

TRIO-KENWOOD ELECTRONICS, N.V.

■ HARENSESTEENWEG, 484. 1800 VILVOORDE, BELGIUM.

TRIO-KENWOOD ELECTRONICS, GmbH.

■ 6056 HEUSENSTAMM, RUDOLF-BRAAS-STR. 20, WEST GERMANY.

TRIO-KENWOOD FRANCE S.A.

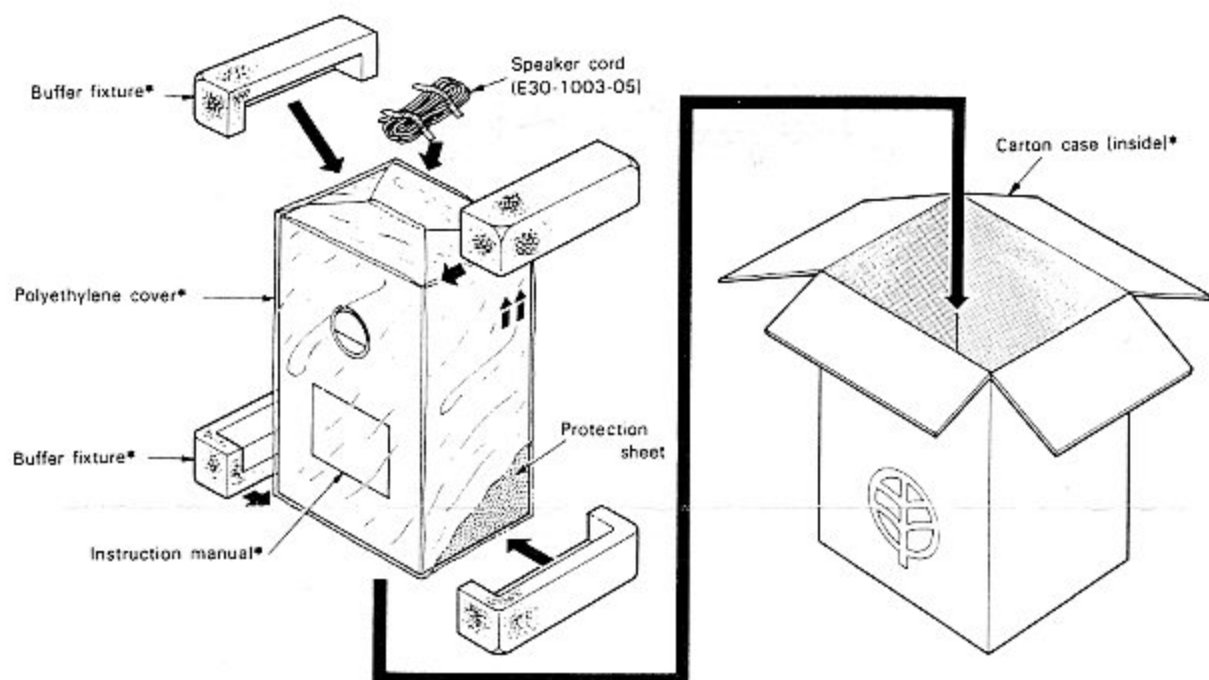
■ 15, RUE PAUL BERT, 94200 IVRY-SUR-SEINE, PARIS, FRANCE.

TRIO-KENWOOD CORPORATION

■ 3-6-17 AOBADAI, MEGURO-KU, TOKYO, JAPAN.

PACKING/SPECIFICATIONS

PACKING



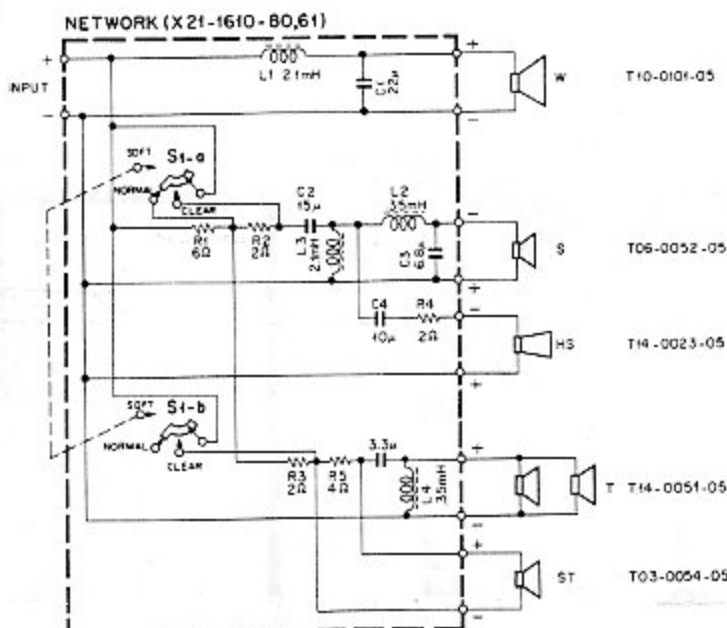
* Refer to Parts list.

SPECIFICATIONS

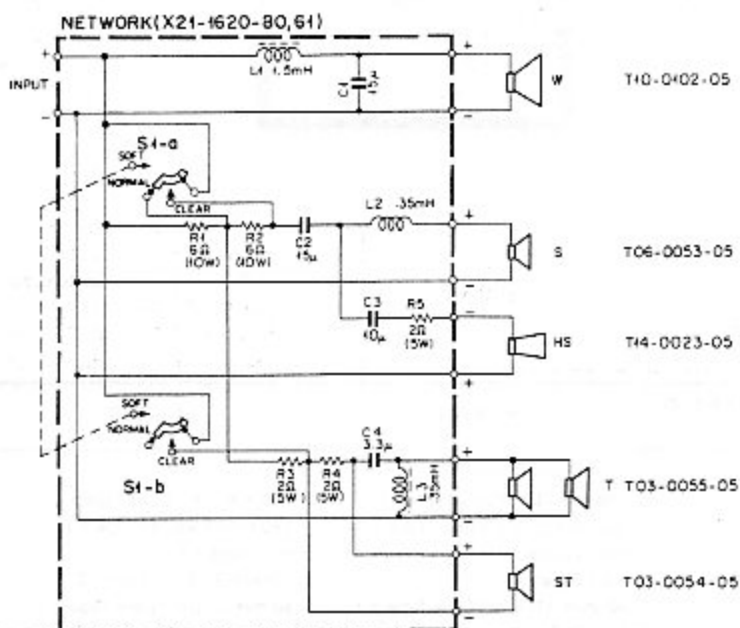
| ITEM | MODEL NAME | KL-888D | KL-777D | KL-555D |
|------------------------------|------------|---|---|--|
| MOUNTED SPEAKERS | | | | |
| Woofer | | 406 mm (16") Cone Type × 1 | 406 mm (16") Cone Type × 1 | 300 mm (12") Cone Type × 1 |
| Mid-Range | | 160 mm (6-1/2") Cone Type × 1 | 120 mm (5") Cone Type × 1 | 120 mm (5") Cone Type × 2 |
| High mid-range | | Horn Type × 1 | Horn Type × 1 | — |
| Tweeter | | Horn Type × 2 | 50 mm (2") Cone Type × 2 | Horn Type × 2 |
| Super Tweeter | | 30 mm (1-1/4") Cone Type × 1 | 30 mm (1-1/4") Cone Type × 1 | — |
| ENCLOSURE | | Bass-Reflex Type | Bass-Reflex Type | Bass-Reflex Type |
| MAXIMUM INPUT POWER | | 150 Watts | 130 Watts | 110 Watts |
| SENSITIVITY | | 98 dB/W at 1 m | 98 dB/W at 1 m | 96 dB/W at 1 m |
| FREQUENCY RESPONSE | | 20 Hz to 22,000 Hz | 22 Hz to 22,000 Hz | 30 Hz to 20,000 Hz |
| CROSSOVER FREQUENCIES | | 700 Hz, 2,000 Hz | 800 Hz, 2,000 Hz, | 900 Hz, 5,000 Hz |
| | | 5,000 Hz, 10,000 Hz | 6,000 Hz, 10,000 Hz | |
| IMPEDANCE | | 8 ohms | 8 ohms | 8 ohms |
| FINISH | | Walnut Grain | Walnut Grain | Walnut Grain |
| ADDITIONAL FEATURES | | 3-Step Tone Selector, One Touch Connection Speaker Terminals | 3-Step Tone Selector, One Touch Connection Speaker Terminals | 3-Step Tone Selector, One Touch Connection Speaker Terminals |
| DIMENSIONS | | W 445 mm (17-17/32") H 660 mm (26") D 280 mm (11-31/32") | W 445 mm (17-17/32") H 660 mm (26") D 280 mm (11-31/32") | W 390 mm (15-11/32") H 633 mm (24-29/32") D 290 mm (11-13/32") |
| WEIGHT | | 24.6 kg (54.1 lbs) | 22.6 kg (49.8 lbs) | 15.0 kg (33.1 lbs) |

SCHEMATIC DIAGRAM

KL-888D (KL-7070D)



KL-777D (KL-6060D)



KL-555D (KL-5050D)

