RESET CHIP: FOR EPSON CARTRIDGES WITH ELECTRONICS CHIPS

INSTRUCTION GUIDE

- **Apply the “Reset Chip” to the cartridge, respecting the reference marks (diagram 1). For Epson C70/C80 cartridges, use the plastic guide (diagram 2).**
- **Connect the metal prongs on the Reset Chip to the electronic chip on the cartridge.**
- **The LED flashes red during rebooting.**
- **The LED flashes green when the cartridge is ready.**





RESET CHIP: REPROGRAMMATEUR POUR CARTOUCHES A PUCE EPSON

MODE D'EMPLOI

- Appliquez le "Reset Chip" sur la cartouche, en respectant les repères (schéma 1). Pour les cartouches Epson C70/C80 utiliser le guide plastique (schéma 2).
- Connectez les broches métalliques situées sur le "Reset Chip" à la puce électronique de la cartouche.
- La diode clignote en rouge pendant la réinitialisation.
- La diode clignote en vert quand la cartouche est prête.