

SH 358 IP

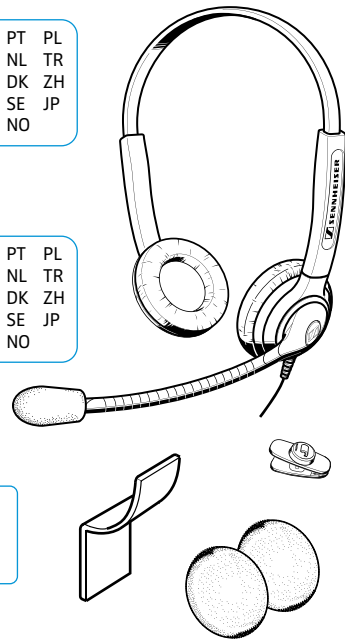
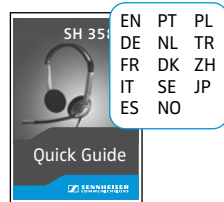


Quick Guide
Kurzanleitung
Guide rapide
Guida rapida

Instrucciones resumidas
Beknopte handleiding
Guida rápida



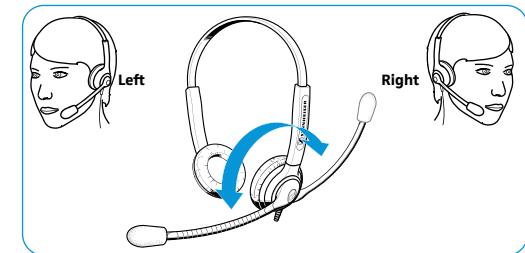
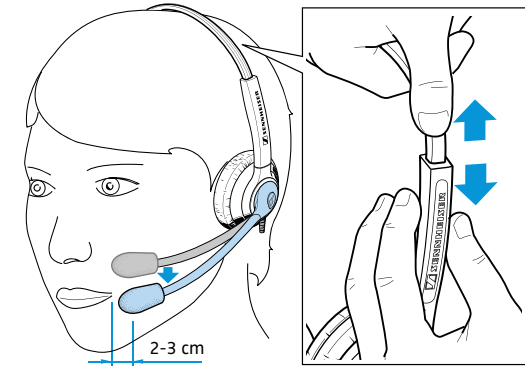
Delivery includes | Lieferumfang | Contenu | Dotazio-
ne | Volumen de suministro | Itens fornecidos |
Leveringsomvang



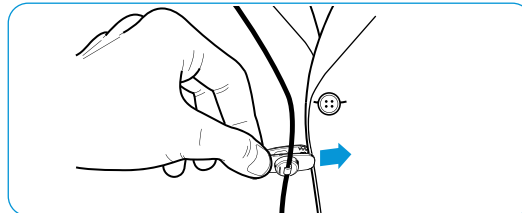
Connecting | Anschlussmöglichkeiten | Possibilités de
raccordement | Possibilità di collegamento | Posibili-
dades de conexión | Ligações possíveis | Aansluit-
mogelijkheden



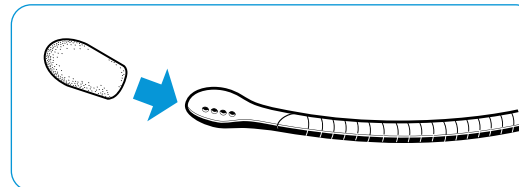
Wearing the headset | Headset aufsetzen | Mettre
le casque téléphonique | Indossare l'headset | Poner-
se los auriculares | Colocar os micro-auscultadores |
De headset opzetten



Using the cable clip | Kabel-Clip verwenden | Utiliser
le clip de fixation | Utilizzo della clip per cavo |
Utilizar el clip de cable | Utilizar o grampo para
cabro | Kabelclip gebruiken



Using the popshield | Windschutz verwenden |
Utiliser la bonnette anti-pluies | Utilizzo della
protezione antivento | Uso de la protección contra el
viento | Utilizar a proteção contra vento | Windkap
gebruiken

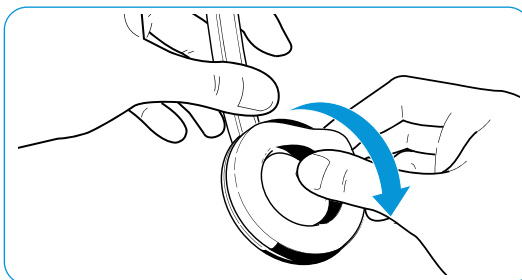


Detailed information | Ausführliche Informatio-
nen | Informations détaillées | Informazioni
dettagliate | Informaciones detalladas | Infor-
mações detalhadas | Uitvoerige informatie



www.senncom.com/support

Replacing the earpads | Ohrpolster austauschen |
Remplacer les coussinets d'oreille | Sostituzione dei
cuscinetti auricolari | Cambiar las almohadillas |
Substituir as almofadas | Oorkussens vervangen



Using the headset holder | Headsethalter verwen-
den | Utiliser le support de casque téléphonique |
Utilizzo del supporto headset | Utilizar el soporte de
los auriculares | Utilizar o suporte dos micro-
auscultadores | Headsetbevestiging gebruiken



Accessories | Zubehör | Accessoires | Accessori |
Accesorios | Acessórios | Toebehoren



Call Control Software
www.senncom.com/headsetup

Sennheiser Communications A/S

Langager 6, 2680 Solrød Strand, Denmark
www.senncom.com

Printed in China, Publ. 03/11, A01



SH 358 IP

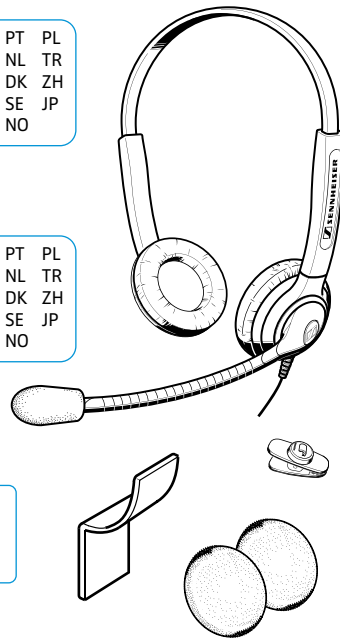
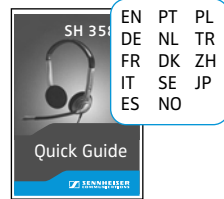


QuickGuide
Snabbguide
QuickGuide
Krótka instrukcja obsługi

Hızlı Kılavuz
快速指南
クイックガイド



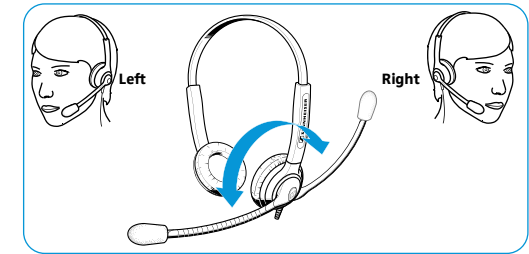
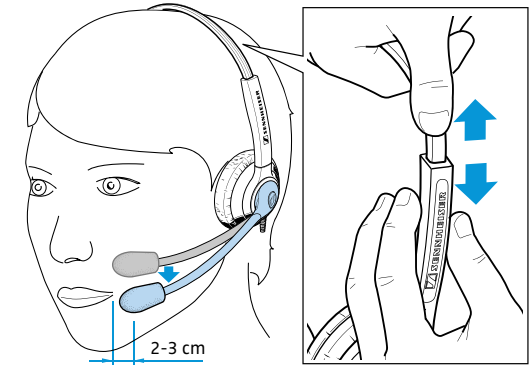
Leveringsomfang | Medföljande delar | Leveranse-
omfang | Zakres dostawy | Teslimat Kapsamı | 供货
范围 | 同梱されているもの



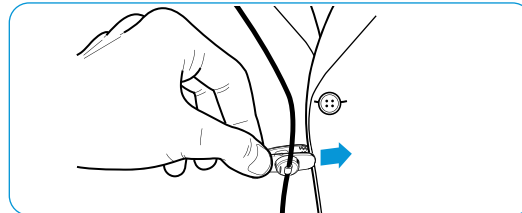
Tiilslutningsmuligheder | Anslutning | Tilkoblings-
muligheter | Dopasowanie haczyków zausznych |
Bağlantı olanakları | 连接可能性 | 接続方法



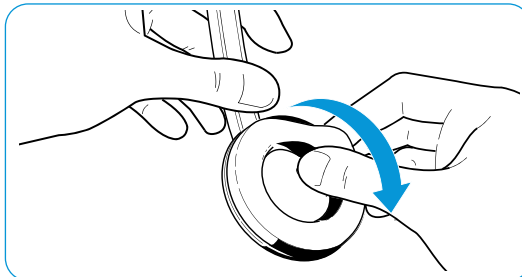
Brug af hovedsæt | Ta på headsetet | Sette på
hodesettet | Wkładanie słuchawek dokanałowych
do uszu | Kulaklığın takılması | 戴上耳机 | ヘッドセッ
トを装着する



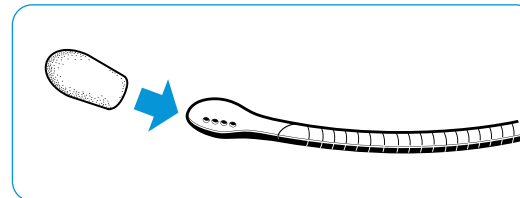
Brug af kabelclips | Använd kabelklämman | Bruk av
kabelklips | Wymiana wkładek | Kablo mandalı kullanı-
lması | 使用耳机线夹 | ケーブルクリップを使用する



Udskiftning af ørepolstringer | Byt öronkuddar |
Utskiftning av øreputer | Czyszczenie | Kulak yastığı-
nin değiştirilmesi | 更換耳墊 | イヤーパッドを交換する



Anvendelse af vindbeskyttelse | Använd vindskydd
| Bruk av vindbeskyttelse | Przechowywanie i trans-
port | Rüzgar kalkanı takılması | 使用防风罩 | ポップ
シールドを使用する



Anvendelse af hovedsætholder | Använd headset-
hållaren | Bruk av hodesettholder | Szczegółowe
informacje | Kulaklık seti tutucusunun kullanılması |
使用耳机座 | ヘッドセットホルダーを使用する



Udførlige informationer | Mer information | Detal-
jert informasjon | Dane techniczne | Ayrıntılı
bilgiler | 详细信息 | 詳細情報



Tilbehør | Tillbehör | Tilbehør | Przetwornik |
Aksesuar | 附件 | アクセサリー



Sennheiser Communications A/S
Langager 6, 2680 Solrød Strand, Denmark
www.senncom.com

Printed in China, Publ. 03/11, A01

