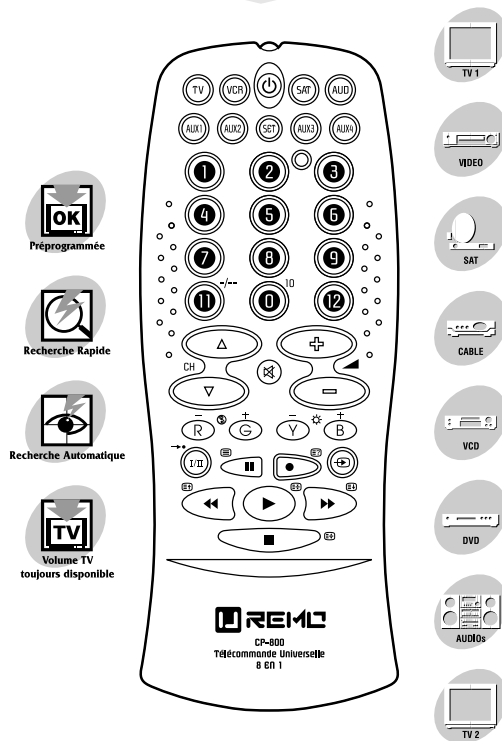


8 EN 1

Télécommande Universelle

Universal Remote Control



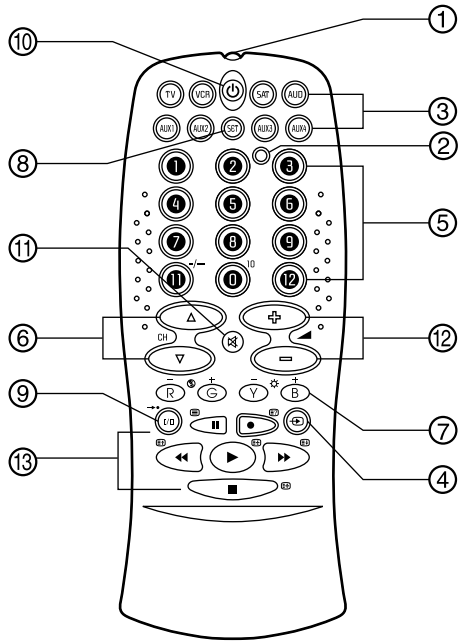
CP-800

Mode D'emploi

Instruction Manual



www.idkmultimediam.com



- | | |
|---|--|
| 1. Fenêtre D'émission IR Transmitter | 2. Lampe témoin LED LED Indicator |
| 3. Touches d'appareil Device keys | 4. Touche TV/AV TV/AV key |
| 5. Touches numériques (0-9,-/,-,10,20) Number Keys (0-9,-/,-,10,20) | 6. Touche Programme +/- Channel Up/Down |
| 7. Touches pour Couleur +/-, Luminosité +/-, Contraste +/-, Normal et Enter Keys for Color +/-, Brightness +/-, Contrast +/-, Normal and Enter | |
| 8. Touche SELECTION SET-UP key | 9. Touche Nicam Nicam Key |
| 10. Touche POWER POWER key | 11. Touche silencieux Mute key |
| 12. Touche Volume +/- Volume Up/Down | 13. Touches Magnétoscope et Touches Télétexte Video Recorder keys and Teletext keys |



■ OPERATION INSTRUCTION

Thank you for purchasing the **CP-800** universal remote control. Before you can use your new remote, you will need to program it to operate the specific A/V home entertainment equipment you wish to control. Simply enter the proper device codes for your equipment and it is ready to use.

■ BATTERY INSTALLATION/CHANGE

1. On the back of the **CP-800**, open the battery compartment cover.
2. Insert two (2) AAA new **Alkaline** batteries.
3. Match the (+) and (-) poles correctly aligned into the battery compartment.
4. Close the battery compartment.

NOTE : Removing the batteries for more than 2 minutes will require you to reprogram your remote.

■ SETTING UP BY DIRECT ENTRY

To program your **CP-800** to operate your TV :

1. Turn on your TV.
2. Press & hold the **[SET]** key and press the **[TV]** key once. At this time, the red LED light will light on.
3. Release the **[SET]** key and **[TV]** key.
4. Enter the 3-Digit TV code from the code list for your brand equipment.

* If you perform this procedure correctly, the red LED light will go out. Otherwise, the red LED flashes 2 times.

5. Aim the **CP-800** at your TV and press **[POWER]** key. Your TV should turn off. If none of the keys or only some of the keys operate your V, repeat Steps 2-4, trying each code listed for your brand until you find the one that operates your TV.
6. Your **CP-800** is now programmed to operate your TV. Write down your TV code on the label at the back of the **CP-800** for future reference.
7. To program other equipment, repeat the Steps 1-6 for your VCR, SAT, AUDIO and or your second TV or VCR.

NOTE : To leave the SETUP during the code entering, just press any of the **[DEVICE]** keys once. Otherwise, if no code is entered within 10 seconds, the red LED light will go out automatically.

■ SETTING UP BY AUTO SEARCH

This auto search method checks all its preprogrammed codes to find the code that will operate your equipment automatically. This method may take a few minutes.

1. Turn on your TV and press the device mode as **[TV]**.
2. Aim the **CP-800** at your TV.
3. Press & hold the **[SET]** key and **[POWER]** key at the same time for 4 seconds until the red LED light blinks. Then release the **[SET]** key and **[POWER]** key. AUTO SEARCH is now performed.
4. If the TV turn off, this indicates that the **CP-800** is now set to your TV.
5. Press any key to exit and the red LED will go out automatically. The **CP-800** is now ready to operate your TV.
6. To check the code, press **[POWER]** to ON position. Press **[CH+/-]**, **[VOL +/-]**, **[MUTE]**, and other applicable keys. If no function, repeat Steps 1-5.
7. To program other equipment, repeats the Steps 1-6 for your VCR, SAT, AUDIO and or your second TV or VCR.


■ SETTING UP BY MANUAL SEARCH


This manual search method checks all its preprogrammed codes to find the code that will operate your equipment. This method may take a few minutes.



1. Turn on your TV.
2. Press & hold the [SET] key and press the [TV] key once. At this time, the red LED light will light on.
3. Release the [SET] key and [TV] key.
4. Press the [SET] key once again, the red LED light will flash continuously.
5. Aim the CP-800 at your TV.
6. Now, press & release [POWER] key until the TV turns off. This indicates that the CP-800 is now set to your TV.


HINT : During the Manual Search mode, you can use the [SET] key as forward/backward toggle switching to locate the correct code of your TV in a quick way.

7. Press the [Device] key once. The red LED will go out automatically. The CP-800 is now ready to operate your TV.
8. To check the code, press [POWER] to ON position. Press [CH+/-], [VOL +/-], , and other applicable keys. If no function, repeat Steps 1-8.
9. To program other equipment, repeat the Steps 1-8 for your VCR, SAT, AUDIO and or your second TV or VCR.

NOTE 1 : For VCR, press & release either [POWER] or  key.

NOTE 2 : To leave the MANUAL SEARCH during the code searching, just press any of the [DEVICE] key once. Otherwise, if no code is entered within 10 seconds, the red LED light will go out automatically.




■ PUNCH THROUGH

It allows you to operate TV's VOLUME and  function simultaneously without having to switch the device modes repeatedly. You can adjust the TV sound source while you are operating the VCR or Satellite Receiver. Right at your fingertips.

■ TELETEXT AND FASTEXT

The function of TELETEXT and FASTEXT should operate exactly as your original remote.

■ PREPROGRAMMED CODE DISPLAY

This method displays its 3-digit preprogrammed codes that will operate your equipment. You can control the display of each position in an easy way. For example, press key  for 1st digit of code, press key  for 2nd digit of code and press key  for 3rd digit of code.

1. Select the desired [DEVICE] key.
2. Press & hold the [SET] key, then press the desired digit code you want to display.
3. Release the [SET] key.
4. The red LED will flash in accord to the count of digit code. (No flash for digit 0).
5. Repeat Steps 2-4 for next display.

■ TECHNICAL SPECIFICATIONS

| | |
|------------------------------|---|
| Communication Mode : | Infrared |
| Power Requirement : | 3V (2 x AAA, IEC-LR3, UM-4 size alkaline batteries) |
| Effective Range : | 7M, ±20 degrees |
| Max. Operating Temperature : | 0°C to +50°C |
| Max. Storage Temperature : | -25°C to +125°C |
| Dimension : | 80(W) x 23(H) x 155(L) mm |
| Weight (without batteries) : | 65 g. |



■ MODE D'EMPLOI

Merci d'avoir acheté la télécommande universelle **CP-800**. Avant de l'utiliser, il est nécessaire de la programmer afin de pouvoir commander l'équipement A/V désiré. Entrer simplement les codes corrects correspondants : tout est prêt!

■ MISE EN PLACE/INSTALLATION DES PILES

1. Retirer le couvercle du compartiment des piles au dos de la télécommande **CP-800**.
2. Introduire deux (2) piles **alcalines** AAA neuves.
3. Respecter la polarité indiquée dans le compartiment.
4. Fermer le compartiment des piles.

Remarque : L'absence de piles pendant plus de 2 minutes dans votre télécommande nécessitera une reprogrammation de celle-ci.

■ PROGRAMMATION PAR ENTREE DIRECTE

Pour programmer la télécommande **CP-800** destinée à commander votre TV :


1. Mettre en marche votre téléviseur.
2. Maintenir appuyée la touche **[SELECTION]** et appuyer une seule fois sur la touche **[TV]**. Le voyant DEL rouge s'allume.
3. Relâcher les touches **[SELECTION]** et **[TV]**.
4. Taper le code TV à 3 chiffres que vous trouverez dans la liste des codes de la marque de votre équipement.
* Si vous suivez correctement les instructions, le voyant DEL rouge s'éteint. Sinon, le voyant clignote 2 fois.
5. Orienter la télécommande **CP-800** vers votre TV, et appuyer sur la touche **[MARCHE-ARRET]**. Le téléviseur doit se mettre hors service. Si aucune des touches ne commande votre appareil, ou si certaines d'entre elles seulement le commandent, recommencer les étapes 2 à 4, en essayant tous les codes listés pour votre équipement jusqu'à trouver celui qui met en service votre TV.
6. Votre télécommande **CP-800** est maintenant programmée pour commander votre téléviseur. Ecrire le code TV sur l'étiquette au dos de la télécommande pour vous y reporter le cas échéant.
7. Pour programmer un autre équipement, recommencer les étapes 1 à 6 pour votre magnétoscope, récepteur satellite, équipement audio, et/ou votre second téléviseur ou magnétoscope.

Remarque : Pour quitter la PROGRAMMATION pendant l'entrée du code, appuyer simplement sur l'une des touches **[APPAREIL]**. Si aucun code n'est entré dans les 10 secondes, le voyant DEL rouge s'éteint automatiquement.

■ PROGRAMMATION PAR RECHERCHE AUTOMATIQUE


Cette méthode de recherche automatique, qui peut prendre quelques minutes, vérifie tous les codes préprogrammés pour trouver celui qui commandera automatiquement votre équipement.

F


1. Mettre en marche votre téléviseur et appuyer sur la touche [TV] correspondante.
2. Orienter la télécommande **CP-800** vers votre TV.
3. Maintenir appuyées simultanément les touches [SELECTION] et [MARCHE-ARRET] pendant 4 secondes jusqu'à ce que le voyant DEL rouge clignote. Relâcher ensuite les touches. La fonction RECHERCHE AUTO est alors exécutée.
4. Quand votre téléviseur se met hors service, la télécommande **CP-800** est alors réglée pour commander votre appareil.
5. Appuyer sur une touche quelconque pour quitter; le voyant DEL rouge s'éteint automatiquement. La télécommande **CP-800** est maintenant prête pour commander votre TV.
6. Pour vérifier le code, appuyer sur la touche [MARCHE-ARRET] pour mettre votre TV en marche. Appuyer sur les touches [CH+/-], [VOL +/-], , ainsi que sur d'autres touches applicables. En cas de non fonctionnement, recommencer les étapes 1 à 5.
7. Pour programmer un autre équipement, recommencer les étapes 1 à 6 pour votre magnétoscope, récepteur satellite, équipement audio, et/ou votre second téléviseur ou magnétoscope.

■ PROGRAMMATION PAR RECHERCHE MANUELLE

Cette méthode de recherche manuelle, qui peut prendre quelques minutes, vérifie tous les codes préprogrammés pour trouver celui qui commandera votre équipement.


1. Mettre en marche votre téléviseur.
2. Maintenir appuyée la touche [SELECTION] et appuyer une fois sur la touche [TV]. Le voyant DEL rouge s'allume.
3. Relâcher les touches [SELECTION] et [TV].
4. Appuyer de nouveau une fois sur la touche [SELECTION]; le voyant DEL rouge clignote en continu.
5. Orienter la télécommande **CP-800** vers votre TV.
6. Maintenir alors appuyée la touche [MARCHE-ARRET] jusqu'à ce que le téléviseur se mette hors service. Lorsque le téléviseur est hors service, la télécommande **CP-800** est réglée pour commander votre appareil.
CONSEIL : Pendant le mode de Recherche Manuelle, vous pouvez utiliser la touche [SELECTION] en touche de basculement avant/arrière pour localiser rapidement le code correct de votre TV.
7. Appuyer une fois sur la touche [Appareil]. Le voyant DEL rouge s'éteint automatiquement. La télécommande **CP-800** est maintenant prête pour commander votre TV.
8. Pour vérifier le code, appuyer sur la touche [MARCHE-ARRET] pour mettre votre TV en marche. Appuyer sur les touches [CH+/-], [VOL +/-], , ainsi que sur d'autres touches applicables. En cas de non fonctionnement, recommencer les étapes 1 à 8.
9. Pour programmer un autre équipement, recommencer les étapes 1 à 8 pour votre magnétoscope, récepteur satellite, équipement audio, et/ou votre second téléviseur ou magnétoscope.



Remarque 1 : Pour le magnétoscope, maintenir appuyée la touche [MARCHE-ARRET] ou .

Remarque 2 : Pour quitter la RECHERCHE MANUELLE pendant l'entrée du code, appuyer simplement sur l'une des touches [APPAREIL]. Si aucun code n'est entré dans les 10 secondes, le voyant DEL rouge s'éteint automatiquement.




■ COMMUTATION

Cette fonction autorise la commande simultanée des fonctions VOLUME et  de la TV, sans avoir à commuter les modes de l'appareil à plusieurs reprises. Vous pouvez régler la source sonore de l'équipement pendant le fonctionnement de votre magnétoscope ou de votre récepteur satellite.

■ TELETEXT ET FASTEXT

Les modes TELETEXT et FASTEXT fonctionneront exactement comme avec votre télécommande d'origine.

■ AFFICHAGE DES CODES PREPROGRAMMES

Permet d'afficher les codes préprogrammés à 3 chiffres qui commanderont votre équipement. Vous pouvez contrôler facilement l'affichage de chaque position. Par exemple, appuyer sur la touche  pour le 1er chiffre du code, sur la touche  pour le 2ème chiffre du code, et sur la touche  pour le 3ème chiffre du code.

1. Sélectionner la touche [APPAREIL] désirée.
2. Maintenir appuyée la touche [SELECTION] et appuyer sur le code chiffré que vous souhaitez afficher.
3. Relâcher la touche [SELECTION].
4. Le voyant DEL clignote en fonction de la valeur enregistrée. (Sauf pour le chiffre 0).
5. Recommencer les étapes 2 à 4 pour l'affichage suivant.

■ CARACTERISTIQUES TECHNIQUES

| | |
|--------------------------------------|--|
| Mode de communication : | Infrarouge |
| Alimentation : | 3V (2 piles alcalines type AAA, IEC-LR3, UM-4) |
| Portée utile : | 7m, ±20 degrés |
| Température maxi de fonctionnement : | 0 à + 50°C |
| Température maxi de stockage : | -25 à +125°C |
| Dimensions : | 80(W) x 23(H) x 155(L)mm |
| Poids (sans piles) : | 65g |

Service Après Vente IDK Multimédia
23, rue Ledru Rollin
92150 Suresnes

Tél : 01 41 44 82 70
Fax : 01 41 44 82 78
E-mail : technique@idkmultimedia.com
www.idkmultimedia.com

| Marque/Equipement | TV/TXT | VCR | SAT/DSS | CABLE | HIFI | CD | DVD | AUX |
|-------------------|---|---------------------------------|---|---------------------|------|-----|-----------------|------------------------|
| AB | | | 812 | | | | | |
| ABC | | | | 452 | | | | |
| ACE | 713 | | | | | | | |
| Admiral | 032,155 | | | | | | | |
| AEON | | | | 502 | | | | |
| Aiwa | 261 | | | | | 581 | 626 | |
| Akai | 005,159,169 | 269,270,271,309, 310,356,357 | | | | | | |
| Alba | | | 407 | | | | | |
| Alhira | 001 | | | | | | | |
| Alfa Gold | | | 810,811 | | | | | |
| AlphaStar | | | 826 | | | | | |
| Amstrad | 006 | | 371,372,408, 488 | | | | | |
| Anitsch | | 311 | | | | | | |
| Anikaro | | | 373 | | | | | |
| ANSA | | | 821,822 | | | | 671,672, 673 | |
| APO | | | | 516 | | | | |
| Apollo | | | 402 | | | | | |
| ASA | 007,009,013,032, 094,155,161 | 282 | | | | | | |
| Asiagiant | | | | 501,513 | | | | |
| Astra | | | 372,409,488 | | | | | |
| ASTRX | | | 840 | | | | | |
| ATLE | | | | | | 579 | | |
| Audiosonic | 160 | | | | | | | |
| Aura | | | 430,487 | | | | | |
| Ausind | 008 | | | | | | | |
| Autovox | 004,007,012,014, 015,078,079,104, 153 | | | | | | | |
| AWA | 033,159,160,189, 220 | | | | | | | |
| Beird | 162 | 271,273 | | | | | | |
| Barcom | | | 373 | | | | | |
| Basic Line | 163 | | | | | | | |
| BEKO | 170,226 | | | | | | | |
| Benjamin | | | 468 | | | | | |
| BEST | | | 453 | 498 | 568 | | | |
| Blaupunkt | 010,017,018,020, 054,231,232,233, 234,236,241 | 272,274,275,312, 369 | | | | | | 569(VHS) |
| BPL | 026,160,162,163 | | | | | | | |
| Briovega | 104,155,164,165, 200,201,257 | 276,283 | | | | | | |
| Bruns | 158 | | | | | | | |
| BSR | 016,019,021,253 | | | | | | | |
| Bush(UK) | 022 | 281 | 402 | | | | | 524,525, 526(CTV) |
| Cabletime | 248,247,251 | | | | | | | |
| Cambridge | | | 375 | | | | | |
| CANAL+ | | | 804 | | | | | |
| Caravell | | | | | | 622 | | |
| Century | 145,146,155 | | | | | | | |
| CGE | 019,023,024,145, 151,169,170,231 | 270,277 | | | | | | |
| CGM | 093 | 291 | | | | | | |
| Chaparral | 216 | | 374,410 | | | | | |
| Chang Hong | 141,175,711,717, 718,719 | | | | | 649 | | |
| Clarvox | 001,166,167 | | | | | | | |
| Contec | 033,253 | | | | | | | |
| Crosley | 024,025,145,155, 231 | | | | | | | |
| CTC Clatronic | 096 | | | | | | | |
| Daewoo | 168,209 | | | | | 660 | | |
| Dansai | | 281 | | | | | | |
| DCS | | | | | | 642 | | |
| Decca(UK) | 002,004,026,028, 031,258 | 278 | | | | | | |
| Denca | | | | | | 665 | | |
| Denon | | | | | | 547 | | 564(TUNE) 566(DECK) |
| DNT | | | 409,428,430, 487 | | | | | |
| Drake | | | 376,445,446, 447,495 | | | | | |
| Dual | 255,258 | 273,279 | | | | | | |
| Dual-Tec | 004,011,019,029 | | | | | | | |
| Dumont | 155 | | | | | | | |
| Dynasat | | | 491,492 | | | | | |
| Eastern | | | | 507,508, 509,510 | | | | |
| EchoStar | | | 377,378,379, 386,409,411, 412,457,458, 460,461,462, 486,800,821, 827 | | | | | |
| Elbe | 001,171 | 313 | | | | | | |
| Elite | 108 | | | | | | | |
| Elman | 019,029 | | | | | | | |
| Emerson | 146,155 | 286 | | | | | | |
| EMME ESSE | | | 463,464,465 | | | | | |
| Europhon | 000,004,019,029, 030,146 | | | | | | | |
| Eurosky | | | 421 | | | | | |

| Marque/Equipement | TV/TXT | VCR | SAT/DSS | CABLE | HIFI | CD | LDVCD/DVD | AUX |
|-------------------|---|-------------------------------------|-------------------------|---------------------|-------------------------------------|-------------|-----------------|-----|
| Eurostar | | | 465 | | | | | |
| Finner | 033,193,240 | | | | | | | |
| Fidelity(UK) | 003,034,229 | | | | | | | |
| Filmnet | 202,248 | | | | | | | |
| Finlux | 007,008,009,013, 025,026,029,035, 094,161,169,221 | 278 | 414,415 | | | | | |
| Fisher | 025,036,155,167, 170,255 | 280,314,315,316 | | | 529 | 546 | | |
| Force | | | 836 | | | | | |
| Formenti-Phoenix | 003,008,025,037, 038,159 | | | | | | | |
| Fortec Star | | | 808,809 | | | | | |
| Fracarro | | | 380,381 | | | | | |
| Franco Telecom | 266 | | | | | | | |
| Freescom | | | 426 | | | | | |
| FTE | | | 399 | | | | | |
| Fuba | | | 413 | | | | | |
| Funai | 016,160,253 | 359 | | | | | | |
| Funtach | | | 823,824 | | | | | |
| GBC | 002,004,019,025, 026,031,033,039, 040,041,042 | 281 | | | | | | |
| GEC(UK) | | 278 | | | | | | |
| Geloso | 004,019,025,032, 033,039,149,150 | 281 | | | | | | |
| General | | 358 | | | | | | |
| Giucar Record | | | 382,416 | | | | | |
| GMI | | | | 499,515, 519,521 | | | | |
| Goldstar | 003,004,043,080, 153,172,252,700, 701 | 282 | | | | 633 | | |
| Goodmans | 119 | 301 | | | | | | |
| Gorenje | 170,173 | | | | | | | |
| Granada(UK) | 002,004,027,041, 044,045,046,047, 048,049 | 272,278,283,314, 369 | | | | | | |
| Grundig | 003,010,018,020, 045,050,051,053, 054,056,094 | 272,275,284,361, 369 | 383,400,402, 484 | | | | | |
| Haitai | | | | | | 548 | 648 | |
| Hanseatic | 025,027,037,044, 052,055,258 | 278,285 | | | | | | |
| Hantarex | 000 | | | | | | | |
| Hemmermann | 057 | | | | | | | |
| Hinari | 033,044,058,059, 060 | 281,286,287,317, 360 | | | | | | |
| Hirschmann | | | 415 | | | | | |
| Hitachi | 004,040,041,042, 044,047,055,061, 062,063,064,065, 066,067,068,174, 221,222,710 | 273,281,285,288 | 483,828,829 | | 530 | | | |
| Hotel TV | 704 | | | | | | | |
| HTS | | | 827 | | | | | |
| Hughes | | | 828,829 | | | | | |
| Huth | | | 421,479 | | | | | |
| HWALIN | | | 816 | | | | | |
| Hyper | 003,004,033,153, 193 | | | | | | | |
| ICX International | | | 417 | | | | | |
| IEEC | | | | 506,514 | | | | |
| Imperial | 019,023,024,145, 151,169,170,231 | 277,289 | | | | | | |
| Inkei | | | | | | 541 | | |
| Inno Hit | 000,004,031,043, 060,146,175 | | | | | | | |
| Interfunk | 005,027,040,045, 046,052,069,070, 071,073,075,155, 153,262 | 278,290 | | | | | | |
| Irradio | 008,039,043,060, 153,262 | | | | | | | |
| ITT-Nokia | 005,032,033,040, 041,045,049,069, 070,071,072,074, 076,162,168,176, 177 | 270,273,276,290, 291,292,316 | 384,385,418 | | | | | |
| Janco | 249,250 | | | | | | | |
| JBL | | | | | | 623, 624 | | |
| JEBSEE | | | | 496 | | | | |
| Jeemon | | | 386 | | | | | |
| Jeroid | | | 454 | 417 | | | | |
| Johansson | | | 387 | | | | | |
| JVC | 077,119,178,179 | 270,273,292,318, 319,320,321,328 | | | | 605 | 664 | |
| Kaisui | 163 | | | | | | | |
| Karcher | 159,163,175 | | | | | 549 | | |
| Kathrein | | | 388,389,390, 419,469 | | | | | |
| Kendo | 146 | | | | | | | |
| Kennedy | 025,078,079 | | | | | | | |
| Kenwood | | | | | 527, 531, 532, 533, 534 | 550, 580 | 572,630, 663 | |

| Marque/Equipement | TV/TXT | VCR | SAT/DSS | CABLE | HIFI | CD | DVD/CD/DVD | AUX |
|-------------------|---|---|-----------------------------|---------|-----------------------------|-----------------|-----------------|--|
| KOKA | | | | 502,505 | | | | |
| KONKA | 706,712,714 | | | | | | | |
| Korting | 037,155,157 | | | | | | | |
| Legend-V | | | | | | 650 | | |
| Lenco | 033,039,183,238,239,240 | 325,355 | 423,426,480,481,482 | | 595,596,597,598,599,600,601 | 060,549 | | 585,586,587,588,589,590,591,592,593,594 (CD) |
| Lenoir | 004 | | | | | | | |
| LEON | | | | 499 | | | | |
| Loewe Opta | 052,081,155,156,189,213,242 | 272,278,369 | | | | | | |
| Logik | 028 | 287,322,360 | | | | | | |
| Luma | 032,082 | 322 | | | | | | |
| Luxor | 005,045,047,055,068,083,084,085,086,087,162,177 | 285,291 | 384,391,392 | | | 528 | | |
| Macab | | | 420 | | | | | |
| Macom | | | 444 | | | | | |
| Magnadyne | 000,019,025,029,057,147,149,150,155 | | | | | | | |
| Magnafon | 000,003,008,029,030 | | | | | | | |
| Magnasonic | | 291 | | | | | | |
| Magnavox | | | 477,830,831 | | | 553,576,604 | 571 | |
| Marantz | 026,027 | 272,278,301 | | | | | | |
| Maspro | | | 388,393,402,490 | | | | | |
| Matsui | 004,006,028,041,088,182,058 | 287,322,332 | | | | | | |
| Maximal | | | | | | | | |
| Melectronic | 255 | | | | | | | |
| Memorex | | 282,314 | | | | | | |
| Metz | 018,053,089,090,091,155,180,183 | 272,275,294,369,370 | 383 | | | | | |
| Micromega | | | | | | 675 | | |
| MINA | | | 494 | | | | | |
| Minerva | 010,018,045,051,053 | 272,275,369 | 383,400,484 | | | | | |
| Mission | | | | | | 553 | | |
| Mitsubishi | 044,052,092,119,154,155,181,182,707 | 278,281,293,320,362,751 | 489 | | | | 662 | |
| Miviar | 000,003,093,094,095,245,259 | | | | | | | |
| Morgans | | | 421 | | | | | |
| Multisystem | 159 | | | | | | | |
| Multitech | 096,170,172 | 281,325 | | | | | | |
| Murphy(UK) | 041 | | | | | | | |
| NAD | | 363 | | | | | | |
| NEC | 184 | 273,313,320 | 422,478,493,822 | | | 551 | | |
| Neckermann | 004,026,044,055,082,097,170,166 | 270,272,273,278,285,286,369 | 421 | | | | | |
| N.E.I. | | | | | | | | |
| Network | | | 394 | | | | | |
| Nobiko | 003,008,029,051,146 | 272,369 | | | | | | |
| NOKIA | 720 | | 720,807 | | | | | |
| Nordmende | 065,067,075,098,099,100,101,102,103,104,134,185,186,222 | 270,273,279,292,295,296,297,318,319,321,323,324,326,327,328,329,330 | | | | 535,549 | | |
| OAK | | | | 500 | | | | |
| Obritsch | | | 426 | | | | | |
| Oceanic(F) | 005,040,105,106,107 | | | | | | | |
| Onceas | 004 | | | | | | | |
| Orkyo | | | | | 536,537 | 613,614,615,616 | | |
| Orion | 006,016,028,057,088,108,109,187,188,189,253 | 286,322,331,332,333,360 | | | | | | |
| Osaki | | 282 | | | | | | |
| Otto Versand | 025,027,044,052,055 | 278,285 | | | | | | |
| Pace | | | 394,395,400,402,485,814,815 | | | | | |
| Paël | 003,008 | | | | | | | |
| Palcom | | | 396 | | | | | |
| Pallasium | 197 | 271,356 | 421 | | | | | |
| Palsat | | | 423 | | | | | |
| Panasat | | | 819 | | | | | |
| Panasonic | 001,003,019,037,040,106,110,111,112,114,190,241 | 274,290,312,354 | 473,832 | | 538 | | 573,574,629,639 | |
| Pansat | | | 455 | | | | | |
| Paragon | | | | 806 | | | | |

| Marque/Equipement | TV/TXT | VCR | SAT/DSS | CABLE | HIFI | CD | DVD/DVD | AUX |
|--------------------|---|---|-------------------------------------|-------|------|-----------------------------|-----------------|---|
| Perney | | 313 | | | | | | |
| Pentax | | 288 | | | | | | |
| Philco | 019,023,024,025, 151,155,169,170, 231 | | | | | | | |
| Philex | 229 | | | | | | | |
| Philips | 003,026,027,046, 073,113,115,155, 191,192,193,194, 223,266,230,242 | 278,302,334,335, 336,369 | 402,424,425, 477,803,830, 831 | | | 552, 553, 579, 604 | 559,675 | 560(EQ) 561(PIP) 562(TAPE) 565(TUNE) 567(DCC) |
| Phonola | 175 | 278,335 | | | | | | |
| Pilot | 721 | | | | | | | |
| Pioneer | 000,027,067,243 | 278,320,334,336, 363,364,365 | 474 | | 545 | 554, 555, 610 | 571,658 | |
| Polestar | 214 | | | | | | | |
| Prandoni-Prince | 008,032,146 | | | | | | | |
| Praxis | 217 | | | | | | | |
| Premier | | | 802 | | | | | |
| Primestat | | | 454 | | | | | |
| Prosat | 001 | | 405,451,479 | | | | | |
| Proton | | | | | | 553 | | |
| PYE | | 320 | | | | | | |
| Quartz | | 314 | | | | | | |
| Quelle | 004,005,007,008, 009,010,013,026, 027,028,045,050, 051,052,069,094, 153,221,231,232, 234,235,236,253 | 272,275,278,286, 298,369 | 383 | | | | | |
| Radiola | 242 | | | | | | | |
| Radiotone | | | | | | 549 | | |
| Radix | | | 409,428,430, 487 | | | | | |
| Rank(UK) | 022 | | | | | | | |
| RBM(UK) | 022,094 | | | | | | | |
| RCA | 204,210,211 | 349 | 450,818,835 | | | | 602,661, 667 | |
| RC-AK | | | 456 | | | | | |
| Rediffusion(UK) | 005,041,116 | | 822 | | | | | |
| REX | 011,021,032,078, 079,118 | 273,292,319 | | | | | | |
| Roadstar | 039 | | | | | | | |
| ROTEL | | | | | | 553, 582, 583 | | 584(TAPE) |
| SABA | 000,065,067,075, 085,099,099,100, 103,117,155,185, 186,222,224 | 270,273,279,292, 295,316,319,321, 326,337,338 | | | | | | |
| SAE | | | | | | 553 | | |
| Saisho | 004,006,028,088, 182,244 | 286,287,322,332, 360 | | | | | | |
| Sakura | | | 397,398 | | | | | |
| Salora | 005,047,049,055, 066,069,069,076, 082,086,097,162, 177,195,249,250, 267,268 | 283,285,314 | 391,418 | | | | | |
| Sambers | 000,004,008,029, 030,043 | | | | | | | |
| Samsung | 026,033,043,159, 160,170,175,212, 215,702,703,716 | 289 | 459,475,476 | | | | 637,666 | |
| Sansui | | 320 | | | | 603 | | |
| Sanyo | 013,031,044,074, 119,120,121,122, 123,162,167,170, 182,195,205 | 291,314,316,339 | | | 539 | 604, 606 | | |
| SAT 100 | | | 372,488 | | | | | |
| Sateco | | | 426 | | | | | |
| Schneider | 004,011,015,019, 025,036,038,255, 258,262 | 278,281,289 | | | | | | |
| Scientific Atlanta | | | 452 | | | | | |
| Sears | | 315 | | | | | | |
| SEG | 096 | 281,289 | | | | | | |
| Seleco | 011,058,078 | 309 | | | | | | |
| Senta | | 277 | | | | | | |
| SET | | | 825,837,838, 839 | | | | | |
| Sharp | 044,054,119,124, 196,198,225,227 | 301,302,341 | | | 531 | 550, 566 | 628 | |
| Sherwood | | | | | | 540, 541, 577, 578 | | |
| Shinton | | 356 | | | | | | |
| SHOW | 033 | | | | | | | |
| Siarex | 000,025,029,155 | | | | | | | |
| Sicatel | 001 | | | | | | | |
| Siemens | 010,231,232,233, 234,236 | 272,275,291,369 | 383 | | | | | |
| Siesta | 254 | | | | | | | |
| Silver | 160 | | | | | | | |
| Singer | 025,029,147,149, 155 | | | | | | | |

| Marque/Equipement | TV/TXT | VCR | SAT/DSS | CABLE | HIFI | CD | DVCD/DVD | AUX |
|--------------------|---|---|-------------------------------------|---------|-----------------|----------------------------------|-----------------------------------|--------------------|
| Sintrack | | | 427 | | | | | |
| Sinudyne | 006 016,025,026, 029 057,109,125, 155,192,197,253 | 278,287 | | | | | | |
| Skygiant | | | 479 | 511,512 | | | | |
| Skymaster | | | 472,834 | | | | | |
| Sony | 028,119,126,127, 128,129,130,182, 199,228,260,705 | 298,299,340,342, 343,344,367,750 | 480 | | 617 | 556, 557, 657, 575, 607 | 575,631, 575(CD), 618(TUNE) | |
| Star | | | 470 | | | | | |
| Stern | 078 | | 399,423,426, 480 | | | | | |
| Strong | | | 393 | | | | | |
| STS | | | 413 | | | | | |
| STV | | | 813 | | | | | |
| Sun Moon Star | | | | | | 553, 604 | | |
| Sylvania | | | | 448,523 | | | | |
| TADA | | | 817 | | | | | |
| Tadiran | | | | 502 | | | | |
| Taicom | | | | | | | | |
| Tai Wah | 218,219 | | | | | | | |
| Tandberg | 180,253,266 | 322 | | | | | | |
| Tantec | | | 396 | | | | | |
| Tatung | 002,004,026,028, 031,131 | 278 | | | | | 659 | |
| Tay Shoen | | | | 506,517 | | | | |
| TCL | | | | | | | 632 | |
| Teac | | | | | | | 608, 611 | |
| Technics | | | | | 542 | | 558, 609 | |
| Technisat | | | 409,428,429, 430,431,487 | | | | | |
| Technosat | | | 467 | | | | | |
| Technovision | 263 | | | | | | | |
| Tedalex | | | 466 | | | | | |
| Teknika | | | 471 | | | | | |
| Tele +1 | 248 | | | | | | | |
| Teleavia | 186 | | | | | | | |
| Telefunken | 067,075,098,132, 133,134,135,140, 185,186,231,235 | 270,273,279,292, 304,305,306,308, 330,345,346,347 | | | | | | |
| Telemax | | | 432 | | | | | |
| Telemeister | | 359 | 398,409,428, 430,469,487 | | | | | |
| Teleservice | 203,246 | | | | | | | |
| Thomson | 065,067,075,078, 098,100,103,185, 186,222 | 270,273,279,292, 318,323,324,328 | | | | | 668 | |
| Thorn-Ferguson | 001,135,136,137, 140,144,148,152, 160,186,229,256 | 270,273,300,303, 304,305,306,308, 319,329,330,348, 368 | 394,395,400, 401,402,433, 485 | | | | | |
| TMK | | | 296 | | | | | |
| Toshiba | 022,044,094,119, 138,139,141,142 | 273,292,307 | 442,444,833 | 522 | | | 571,640 | |
| TPS | | | | 805 | | | | |
| Trans | | | | | 497,518, 520 | | | |
| Uher | 011,012,036,037, 038,078,255 | 273,289 | | | | | | |
| Ultravox | 003,025,082,096, 146,155 | 276 | | | | | | |
| Uniden | | | 403,404,406, 443,830,831 440 | | | | | |
| United Satellite | | | | | | | | |
| Universum | 084,160,221 | | | | | | | |
| Univox | 001 | | | | | | | |
| US Electronics | | | 417 | | | | | |
| Vector | | 313 | 430,487 | | | | | |
| Vegavox | 169 | | | | | | | |
| Victor | | 318,328,366 | | | | 605 | | |
| Video | | 313 | | | | | | |
| Videocoon | 033,138,141,715 | | | | | | | |
| Viewstar | | | 477 | | | | | |
| Vortic Star | | | 801 | | | | | |
| Voxson | 032,155 | | | | | | | |
| Wiech | 037 | | 434 | | | | | |
| Watson | | | | | | | | |
| Watt Radio | 001,003,025,029, 030,057 | | | | | | | |
| Wega Color | 119,143 | | | | | | | |
| White Westinghouse | 003,037,159 | 276,282 | | | | | | |
| Winer | | | 387,449 | 501 | | | | |
| WISI | | | 408,420,435, 436,437,438, 439 | | | | | |
| WISO | | | | 503,504 | | | | |
| Xenon | | 322 | | | | | | |
| Yamaha | | | | | 543, 544 | 612 | | |
| Yoko | 004,159 | | | | | | | |
| Zanussi | 078 | | | | | | | |
| Zehnder | | | 390 | | | | | |
| Zenith | 203,237 | | 441,444,445, 446,447 | | | | 570 | |
| Others | 206,207,208,264, 265 | 350,351,352,353 | 820 | | | | 674 | 625 (A-BSwitch) |